

Environmental Data of Shin-Etsu Group 2011

Contents

Classification of Energy Consumption (Results and Calorific Value) and CO ₂ Emissions.....	1
Energy Consumption (Crude Oil Equivalent).....	2
CO ₂ Emissions.....	3
Water Usage.....	4
Amount of Water Recycled.....	5
Amount of Wastewater Discharged.....	6
COD Discharge.....	7
BOD Discharge.....	8
Soot Emissions.....	9
NO _x Emissions.....	10
SO _x Emissions.....	11
Classification of Waste.....	12
Amount of Waste Generated.....	13
Amount of Waste Recycled.....	14
Amount of Waste for Landfill.....	15
PRTR System Total Emissions.....	16
PRTR System Total Transferred.....	17
Number of Lost Time Incidents.....	18



Energy Consumption (Results)

Item		Unit	2004	2005	2006	2007	2008	2009	2010
Scorp 1	Natural Gas	kilo Nm3/y	162,169	205,904	218,475	240,200	304,551	368,121	412,290
	A-type Heavy Oil	kilo liter/y	71,227	61,606	67,105	44,860	12,728	1,513	881
	C-type Heavy Oil	kilo liter/y	14,453	13,704	7,505	7,764	5,107	4,416	6,519
	Liquefied Petroleum Gas	ton/y	45,998	47,721	46,983	44,126	27,598	36,892	29,812
	Liquefied Natural Gas	ton/y	42,505	44,359	42,885	48,078	44,081	48,407	45,246
	Kerosene	kilo liter/y	40,498	43,629	31,666	25,557	19,894	17,005	16,431
	Gasoline	kilo liter/y	107	116	123	134	514	704	749
	Light Oil	kilo liter/y	785	800	847	1,380	1,740	4,924	5,127
	Hydrogen	kilo Nm3/y	1,502	1,208	5,237	5,201	6,709	4,268	4,430
Scorp 2	Purchased Electricity(not generated)	MWh/y	4,206,999	4,500,593	4,661,701	4,856,039	4,721,741	5,059,924	5,347,730
	Purchased Steam	ton/y	2,500,397	2,579,857	2,547,332	2,730,710	2,502,589	2,394,126	2,484,236

Energy Consumption (Calorific Value)

Item		Unit	2004	2005	2006	2007	2008	2009	2010
Scorp 1	Natural Gas	GJ/y	6,632,731	8,956,823	9,503,678	10,448,718	13,247,968	16,013,274	17,934,629
	A-type Heavy Oil	GJ/y	2,784,972	2,408,793	2,623,823	1,754,044	497,661	59,176	34,449
	C-type Heavy Oil	GJ/y	602,690	574,198	314,460	325,312	213,983	185,030	273,146
	Liquefied Petroleum Gas	GJ/y	2,309,086	2,424,208	2,386,718	2,241,625	1,401,976	1,874,130	1,514,447
	Liquefied Natural Gas	GJ/y	2,316,523	2,422,001	2,341,521	2,625,061	2,406,812	2,643,000	2,470,443
	Kerosene	GJ/y	1,486,259	1,601,189	1,162,143	937,946	730,107	624,097	603,011
	Gasoline	GJ/y	3,699	3,997	4,260	4,636	17,800	24,362	25,898
	Light Oil	GJ/y	29,985	30,146	31,928	52,033	65,590	185,649	193,280
	Hydrogen	GJ/y	15,771	12,684	54,989	54,611	70,444	44,819	46,512
Scorp 2	Purchased Electricity(not generated)	GJ/y	37,862,991	39,650,226	41,069,584	42,781,706	41,598,534	44,577,933	47,113,503
	Purchased Steam	GJ/y	6,776,075	6,991,412	6,903,270	7,400,225	6,782,017	6,488,081	6,732,280
Total			60,820,781	65,075,677	66,396,372	68,625,915	67,032,890	72,719,552	76,941,599

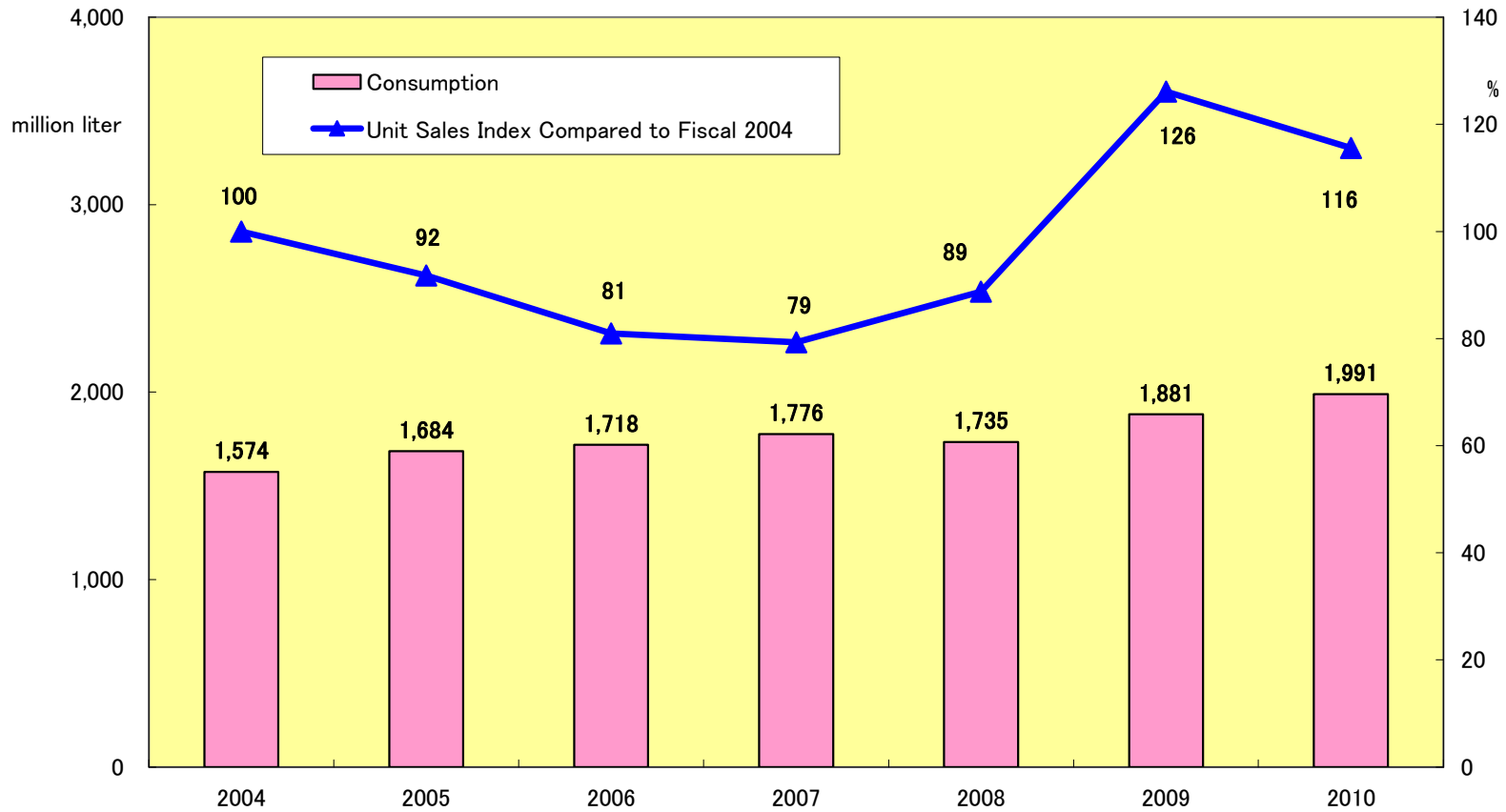
CO₂ Emissions

Item		Unit	2004	2005	2006	2007	2008	2009	2010
Scorp 1	Natural Gas	CO ₂ -ton	338,048	456,499	484,371	532,536	675,205	816,143	914,068
	A-type Heavy Oil	CO ₂ -ton	192,978	166,912	181,812	121,542	34,484	4,100	2,387
	C-type Heavy Oil	CO ₂ -ton	43,183	41,141	22,531	23,309	15,332	13,257	19,571
	Liquefied Petroleum Gas	CO ₂ -ton	138,201	145,091	142,847	134,164	83,910	112,169	90,641
	Liquefied Natural Gas	CO ₂ -ton	114,413	119,623	115,648	129,652	118,872	130,538	122,015
	Kerosene	CO ₂ -ton	100,867	108,667	78,870	63,655	49,550	42,355	40,924
	Gasoline	CO ₂ -ton	248	268	286	311	1,194	1,634	1,737
	Light Oil	CO ₂ -ton	2,059	2,070	2,192	3,573	4,504	12,747	13,271
	Hydrogen	CO ₂ -ton	0	0	0	0	0	0	0
Scorp 2	Purchased Electricity(not generated)	CO ₂ -ton	1,514,520	1,620,214	1,678,212	1,748,174	1,699,827	1,821,573	1,925,183
	Purchased Steam	CO ₂ -ton	542,131	559,360	552,308	592,067	542,607	519,090	538,627
Carbon Dioxide without Energy Usage		CO ₂ -ton	208,537	190,205	235,594	238,768	146,969	126,076	121,111
Total		CO ₂ -ton	3,195,185	3,410,049	3,494,671	3,587,751	3,372,452	3,599,682	3,789,537

* 1) Shirakawa Plant of Shin-Etsu Handotai and Iwaki Semiconductor were not able to be totaled according to an earthquake disaster in this year. The 2010 temporary data is using the number in 2009.

* 2) Some companies changed calculation data of scope. Public data has a difference in a part past presentation data and this year.

Energy Consumption(Crude Oil Equivalent)



UNIT : kilo liter

Country	Company Name	Foothold	2004	2005	2006	2007	2008	2009	2010
Japan	Shin-Etsu Chemical Co., Ltd.	16	281,033	283,063	290,144	284,516	265,882	279,472	307,600
Japan	Shin-Etsu Handotai Co., Ltd.	8	147,181	165,106	181,833	197,417	193,009	177,115	186,604
Japan	Naoetsu Electronics Co., Ltd.	3	19,313	19,440	20,748	21,830	20,596	21,089	22,337
Japan	Nagano Electronics Industrial Co., Ltd.	2	17,881	18,479	20,586	25,942	24,804	28,480	31,128
Japan	JAPAN VAM & POVAL CO., LTD.	1	62,050	64,958	62,801	70,122	64,925	71,372	66,797
Japan	Nissin Chemical Industry Co., Ltd.	1	6,421	7,160	7,427	8,227	7,929	7,969	10,118
Japan	Shinano Electric Refining Co., Ltd.	1	3,032	3,404	2,969	2,933	2,700	2,862	2,934
Japan	Naoetsu Precision Co., Ltd.	3	5,574	6,739	6,592	6,907	6,019	5,390	5,472
Japan	Shin-Etsu Film Co., Ltd.	1	1,084	1,254	1,337	1,431	1,505	1,191	1,456
Japan	Shinbujiko Co., Ltd.	2	762	711	722	674	664	529	729
Japan	Shinkoh Mold Co., Ltd.	1	328	337	352	395	422	370	390
Japan	Saitama Shinkoh Mold Co., Ltd.	1	155	173	178	180	137	155	146
Japan	Shin-Etsu Quartz Products Co., Ltd.	7	11,481	10,419	11,891	12,407	9,547	8,148	11,170
Japan	Mimasu Semiconductor Industry Co., Ltd.	2	23,411	27,045	33,625	36,706	35,430	32,042	35,656
Japan	Kashima Vinyl Chloride Monomer Co., Ltd.	1	87,836	93,888	90,594	87,580	61,567	78,053	63,485
Japan	Kashin Chlorine & Alkali Co., Ltd.	1	220,438	225,573	210,065	205,839	144,232	135,081	107,262
Japan	TATSUNO CHEMICAL INDUSTRIES, INC	1	2,809	2,895	2,950	2,754	2,853	2,362	2,600
Japan	Iwaki Semiconductor Co., Ltd.	1	1,121	785	1,091	1,025	950	749	749
Japan	NIPPON PLASTIC INDUSTRY Co., Ltd.	2	3,579	3,548	3,678	3,599	3,251	3,481	3,541
U.S.A.	Shintech Inc.	3	196,234	198,407	199,734	201,736	280,274	477,448	532,479
U.S.A.	K-Bin Inc.	1	5,314	5,733	5,667	6,077	5,716	4,898	5,043
U.S.A.	Shin-Etsu Handotai America Ltd	1	60,300	59,369	68,276	79,070	83,949	71,735	78,498
U.S.A.	Shin-Etsu Silicones of America, Inc.	2	4,017	4,108	4,864	5,074	5,513	4,822	5,782
U.S.A.	Shincor Silicones, Inc.	1	3,699	6,816	7,146	4,450	6,499	5,852	5,456
The Netherlands	Shin-Etsu PVC B.V.	1	137,156	135,999	138,372	149,927	150,979	137,558	151,157
The Netherlands	Shin-Etsu Silicones Europe B.V.	1	106	106	182	207	202	175	251
Portugal	CIRES, S.A.	1	25,481	24,274	24,131	26,369	24,650	23,357	28,886
Portugal	PREVINIL, S.A.	1	no data	597	678	640	544	480	509
Germany	SE Tylose GmbH & Co. KG	1	79,193	80,709	85,466	99,531	98,154	85,750	94,256
Spain	CYG, S.A.	1	no data	1,088	1,134	1,139	1,112	967	1,194
United Kingdom	Shin-Etsu Handotai Europe Ltd	1	12,684	11,927	12,127	11,914	12,006	9,014	11,266
Australia	Simcoa Operations Pty. Ltd.	1	91,919	88,302	85,272	88,394	88,596	87,181	88,832
Malaysia	S.E.H. Malaysia Sdn. Bhd.	1	15,860	15,356	15,572	14,768	13,438	8,365	10,583
Malaysia	S.E.H. Shah Alam Sdn. Bhd.	1	20,554	20,707	21,680	21,695	19,835	13,709	15,333
Malaysia	Shin-Etsu (Malaysia) Sdn. Bhd.	1	7,989	8,715	10,029	10,221	10,250	9,106	10,593
Malaysia	Shin-Etsu Electronics (Malaysia) Sdn. Bhd.	1	4,146	4,237	4,496	4,187	3,964	3,465	4,015
Thailand	Shin-Etsu Silicones (Thailand) Limited	1	1,732	2,269	3,028	3,086	2,950	2,612	3,321
Thailand	Shin-Etsu Magnetics (Thailand) Ltd.	1					2,196	2,341	2,446
Thailand	Asia Silicones Monomer Ltd.	1		67,674	66,670	61,885	59,848	59,218	60,438
Taiwan	Shin-Etsu Handotai Taiwan Co., Ltd.	1	3,522	3,649	3,728	4,023	3,694	2,838	3,112
Taiwan	Shin-Etsu Silicone Taiwan Co., Ltd.	1	3,141	2,787	2,819	2,660	2,827	2,447	3,108
Taiwan	Shin-Etsu Opto Electronic Co., Ltd.	1	573	647	564	592	687	607	655
China	Shin-Etsu Technology (Suzhou) Co., Ltd.	1						1,641	1,984
China	Zhejiang Shin-Etsu High-Tech Chemical CO., Ltd.	1	69	51	45	49	48	44	63
Korea	Shin-Etsu Silicone Korea Co., Ltd.	1	467	460	409	371	395	332	425
Philippines	Shin-Etsu Magnetics Philippines, Inc.	1	1,344	1,743	2,756	3,189	3,526	4,418	5,086
Indonesia	P.T. Shin-Etsu Magnetics Indonesia	1	1,374	1,385	1,441	1,502	1,409	1,142	1,093
	Ohters	128	1,673	1,967	2,283	2,702	4,875	3,964	4,538
	Total	214	1,574,033	1,684,056	1,718,154	1,775,943	1,734,559	1,881,393	1,990,578

* 1) Data made the entry fields blank before incorporation.

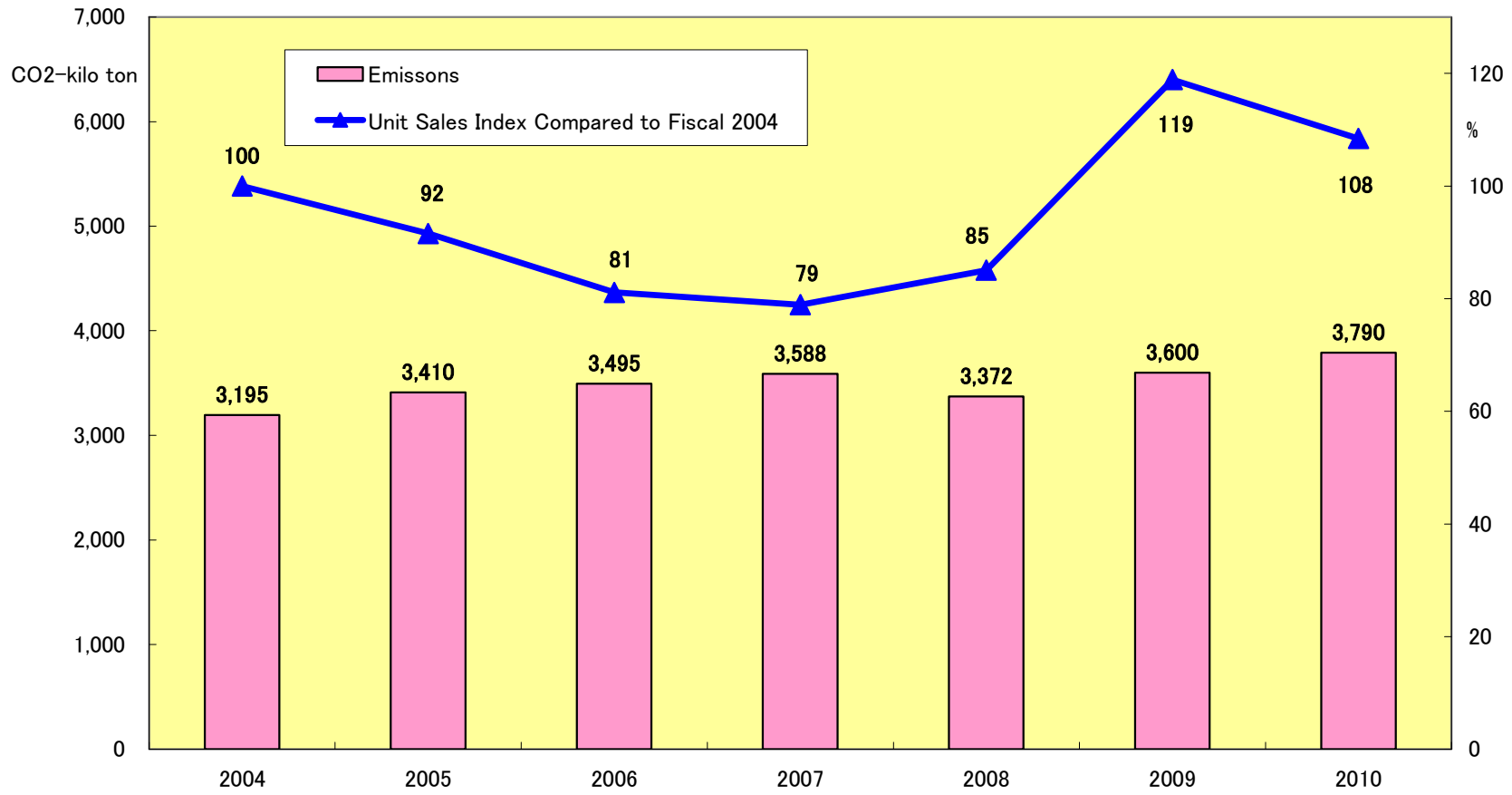
* 2) In un-measuring and not reporting of measured value, it is indicated as "no data"

* 3) Shirakawa Plant of Shin-Etsu Handotai and Iwaki Semiconductor were not able to be totaled according to an earthquake disaster in this year.

The 2010 temporary data is using the number in 2009.

* 4) Some companies changed calculation data of scope. Public data has a difference in a part past presentation data and this year

CO2 Emissions



UNIT : CO₂-ton

Country	Company Name	Foothold	2004	2005	2006	2007	2008	2009	2010
Japan	Shin-Etsu Chemical Co., Ltd.	16	575,841	577,238	585,553	557,408	522,665	551,405	602,774
Japan	Shin-Etsu Handotai Co., Ltd.	8	259,090	294,017	318,042	338,362	325,933	297,950	312,964
Japan	Naoetsu Electronics Co., Ltd.	3	32,821	32,905	34,160	35,999	34,042	34,751	36,809
Japan	Nagano Electronics Industrial Co., Ltd.	2	31,156	32,869	35,765	44,300	42,208	48,861	53,188
Japan	JAPAN VAM & POVAL CO., LTD.	1	117,806	123,377	119,280	133,265	123,175	135,388	126,675
Japan	Nissin Chemical Industry Co., Ltd.	1	14,995	17,067	17,620	19,466	18,463	17,845	23,797
Japan	Shinano Electric Refining Co., Ltd.	1	5,822	6,848	5,858	5,768	5,260	5,679	5,791
Japan	Naoetsu Precision Co., Ltd.	3	9,615	12,237	11,265	11,546	9,994	8,916	9,035
Japan	Shin-Etsu Film Co., Ltd.	1	1,678	1,983	2,114	2,262	2,380	1,883	2,303
Japan	Shinbujiko Co., Ltd.	2	1,180	1,124	1,142	1,066	1,049	845	1,164
Japan	Shinkoh Mold Co., Ltd.	1	539	560	580	645	685	606	635
Japan	Saitama Shinkoh Mold Co., Ltd.	1	241	273	281	285	216	246	231
Japan	Shin-Etsu Quartz Products Co., Ltd.	7	18,787	17,473	19,919	20,679	15,601	13,033	18,138
Japan	Mimasu Semiconductor Industry Co., Ltd.	2	43,490	49,991	56,807	61,006	58,704	52,848	58,942
Japan	Kashima Vinyl Chloride Monomer Co., Ltd.	1	198,909	214,075	206,699	200,354	141,451	179,134	145,761
Japan	Kashin Chlorine & Alkali Co., Ltd.	1	358,430	374,420	349,030	342,570	240,971	226,059	179,676
Japan	TATSUNO CHEMICAL INDUSTRIES, INC	1	5,457	5,663	5,811	5,393	4,939	4,073	4,480
Japan	Iwaki Semiconductor Co., Ltd.	1	1,936	1,393	1,897	1,780	1,627	1,311	1,311
Japan	NIPPON PLASTIC INDUSTRY Co., Ltd.	2	5,583	5,652	5,860	5,713	5,157	5,526	5,622
U.S.A.	Shintech Inc.	3	347,102	355,695	358,154	362,283	499,174	833,225	928,806
U.S.A.	K-Bin Inc.	1	8,226	9,066	8,962	9,610	9,040	7,746	7,974
U.S.A.	Shin-Etsu Handotai America Ltd	1	96,037	96,655	110,893	128,895	183,965	155,907	161,583
U.S.A.	Shin-Etsu Silicones of America, Inc.	2	8,137	9,136	10,808	9,778	10,000	8,912	10,611
U.S.A.	Shincor Silicones, Inc.	1	6,717	12,846	13,504	8,169	12,195	11,015	10,267
The Netherlands	Shin-Etsu PVC B.V.	1	300,698	302,069	304,062	337,517	337,759	304,817	336,027
The Netherlands	Shin-Etsu Silicones Europe B.V.	1	164	168	288	328	320	277	398
Portugal	CIRES, S.A.	1	58,837	56,591	56,301	61,665	57,321	54,163	67,760
Portugal	PREVINIL, S.A.	1	no data	951	1,080	1,019	865	763	809
Germany	SE Tylose GmbH & Co. KG	1	217,130	222,179	240,169	280,619	274,485	239,560	261,683
Spain	CYG, S.A.	1	no data	1,736	1,810	1,818	1,772	1,540	1,900
United Kingdom	Shin-Etsu Handotai Europe Ltd	1	20,594	19,695	19,987	19,556	19,764	14,865	18,713
Australia	Simcoa Operations Pty. Ltd.	1	350,468	328,041	358,031	354,652	188,261	176,607	172,829
Malaysia	S.E.H. Malaysia Sdn. Bhd.	1	24,570	24,303	24,651	23,379	21,266	13,239	16,750
Malaysia	S.E.H. Shah Alam Sdn. Bhd.	1	31,833	32,760	34,300	34,324	31,383	21,690	24,260
Malaysia	Shin-Etsu (Malaysia) Sdn. Bhd.	1	12,434	13,851	15,953	16,294	16,364	14,576	16,877
Malaysia	Shin-Etsu Electronics (Malaysia) Sdn. Bhd.	1	6,422	6,707	7,119	6,642	6,286	5,486	6,355
Thailand	Shin-Etsu Silicones (Thailand) Limited	1	2,685	3,591	5,809	5,947	5,623	4,959	6,394
Thailand	Shin-Etsu Magnetics (Thailand) Ltd.	1					3,485	3,719	3,880
Thailand	Asia Silicones Monomer Ltd.	1		123,992	122,092	112,774	109,316	111,138	112,799
Taiwan	Shin-Etsu Handotai Taiwan Co., Ltd.	1	5,509	5,819	5,932	6,407	5,888	4,518	4,955
Taiwan	Shin-Etsu Silicone Taiwan Co., Ltd.	1	5,530	4,976	5,079	4,785	5,083	4,398	5,637
Taiwan	Shin-Etsu Opto Electronic Co., Ltd.	1	887	1,023	892	937	1,087	961	1,035
China	Shin-Etsu Technology (Suzhou) Co., Ltd.	1						2,595	3,138
China	Zhejiang Shin-Etsu High-Tech Chemical CO., Ltd.	1	139	100	93	105	104	87	140
Korea	Shin-Etsu Silicone Korea Co., Ltd.	1	841	841	729	633	668	577	728
Philippines	Shin-Etsu Magnetics Philippines, Inc.	1	2,082	2,757	4,359	5,053	5,584	7,143	8,209
Indonesia	P.T. Shin-Etsu Magnetics Indonesia	1	2,142	2,204	2,291	2,385	2,236	1,813	1,735
	Ohters	128	2,627	3,136	3,636	4,310	8,640	7,029	7,988
	Total	214	3,195,185	3,410,049	3,494,671	3,587,751	3,372,452	3,599,682	3,789,537

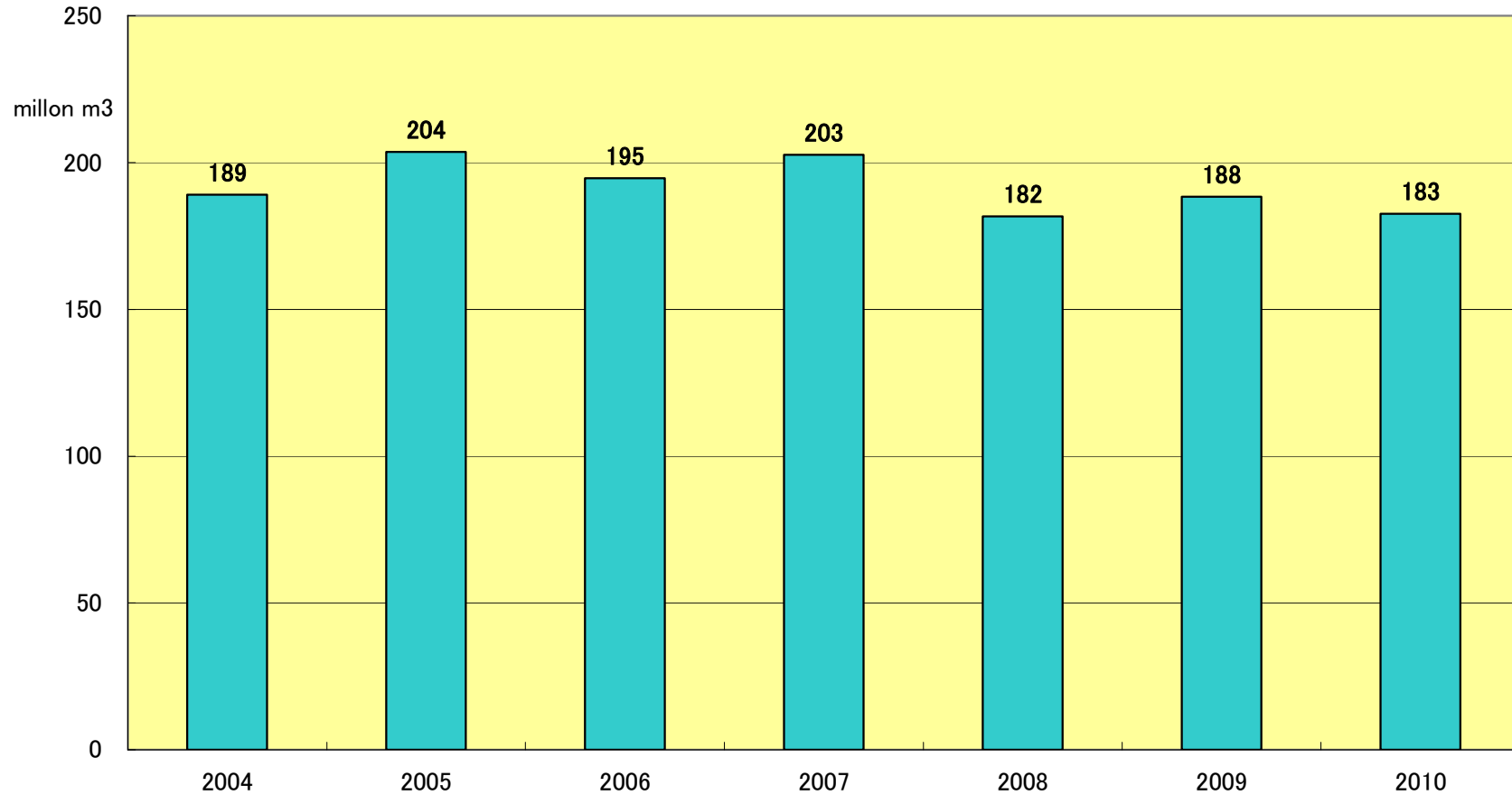
* 1) Data made the entry fields blank before incorporation.

* 2) In un-measuring and not reporting of measured value, it is indicated as "no data".

* 3) Shirakawa Plant of Shin-Etsu Handotai and Iwaki Semiconductor were not able to be totaled according to an earthquake disaster in this year. The 2010 temporary data is using the number in 2009.

* 4) Some companies changed calculation data of scope. Public data has a difference in a part past presentation data and this year.

Water Usage



		UNIT : kilo m ³								
Country	Company Name	Foothold	2004	2005	2006	2007	2008	2009	2010	
Japan	Shin-Etsu Chemical Co., Ltd.	16	21,383	21,299	22,041	20,564	20,765	20,475	20,485	
Japan	Shin-Etsu Handotai Co., Ltd.	8	7,116	8,426	9,287	8,909	8,377	7,988	7,807	
Japan	Naoetsu Electronics Co., Ltd.	3	2,154	2,216	2,205	2,196	2,283	2,120	2,321	
Japan	Nagano Electronics Industrial Co., Ltd.	2	1,360	1,364	1,495	2,054	1,937	2,088	2,346	
Japan	JAPAN VAM & POVAL CO., LTD.	1	1,301	1,404	1,381	1,466	1,350	1,451	1,392	
Japan	Nissin Chemical Industry Co., Ltd.	1	3,611	3,953	4,655	3,857	4,293	4,634	5,104	
Japan	Shinano Electric Refining Co., Ltd.	1	403	379	336	379	379	313	379	
Japan	Naoetsu Precision Co., Ltd.	3	570	7,721	4,215	3,787	3,447	4,366	7,972	
Japan	Shin-Etsu Film Co., Ltd.	1	220	282	315	279	270	229	317	
Japan	Shinbujiko Co., Ltd.	2	49	43	45	49	42	43	51	
Japan	Shinkoh Mold Co., Ltd.	1	14	10	9	6	5	4	4	
Japan	Saitama Shinkoh Mold Co., Ltd.	1	1	1	1	1	1	1	1	
Japan	Shin-Etsu Quartz Products Co., Ltd.	7	268	293	285	395	307	341	382	
Japan	Mimasu Semiconductor Industry Co., Ltd.	2	3,302	3,850	4,531	5,436	4,553	4,482	5,050	
Japan	Kashima Vinyl Chloride Monomer Co., Ltd.	1	5,138	4,823	4,296	3,986	3,203	3,588	3,142	
Japan	Kashin Chlorine & Alkali Co., Ltd.	1	1,240	1,205	1,155	1,135	889	836	705	
Japan	TATSUNO CHEMICAL INDUSTRIES, INC	1	133	140	137	135	133	116	111	
Japan	Iwaki Semiconductor Co., Ltd.	1	8,786	5,786	7,681	7,812	6,250	4,985	4,985	
Japan	NIPPON PLASTIC INDUSTRY Co., Ltd.	2	325	300	218	229	217	145	133	
U.S.A.	Shintech Inc.	3	5,013	5,427	5,552	5,244	7,289	9,726	10,626	
U.S.A.	K-Bin Inc.	1	15	15	14	15	14	15	11	
U.S.A.	Shin-Etsu Handotai America Ltd	1	5,931	3,843	4,121	5,689	5,757	4,459	5,602	
U.S.A.	Shin-Etsu Silicones of America, Inc.	2	684	732	701	715	743	608	725	
U.S.A.	Shincor Silicones, Inc.	1	0	1	2	2	1	1	1	
The Netherlands	Shin-Etsu PVC B.V.	1	100,939	108,744	98,837	105,517	88,557	99,352	84,630	
The Netherlands	Shin-Etsu Silicones Europe B.V.	1	1	1	2	3	3	2	1	
Portugal	CIRES, S.A.	1	1,380	1,287	1,290	1,340	1,253	1,134	1,271	
Portugal	PREVINIL, S.A.	1	no data	6	7	8	7	7	7	
Germany	SE Tylose GmbH & Co. KG	1	10,212	10,677	10,193	11,736	10,370	8,605	9,671	
Spain	CYG, S.A.	1	no data	8	4	5	4	7	5	
United Kingdom	Shin-Etsu Handotai Europe Ltd	1	1,051	944	1,053	1,061	863	564	631	
Australia	Simcoa Operations Pty. Ltd.	1	240	205	245	215	189	171	175	
Malaysia	S.E.H. Malaysia Sdn. Bhd.	1	2,706	2,614	2,671	2,797	2,427	1,321	1,725	
Malaysia	S.E.H. Shah Alam Sdn. Bhd.	1	2,514	2,712	2,838	2,655	2,408	1,399	1,683	
Malaysia	Shin-Etsu (Malaysia) Sdn. Bhd.	1	582	650	779	911	1,017	868	1,021	
Malaysia	Shin-Etsu Electronics (Malaysia) Sdn. Bhd.	1	43	45	56	49	49	40	43	
Thailand	Shin-Etsu Silicones (Thailand) Limited	1	29	16	21	22	22	18	16	
Thailand	Shin-Etsu Magnetics (Thailand) Ltd.	1					77	69	75	
Thailand	Asia Silicones Monomer Ltd.	1		1,767	1,573	1,448	1,241	1,054	1,238	
Taiwan	Shin-Etsu Handotai Taiwan Co., Ltd.	1	205	205	212	253	225	115	128	
Taiwan	Shin-Etsu Silicone Taiwan Co., Ltd.	1	30	22	23	23	23	18	25	
Taiwan	Shin-Etsu Opto Electronic Co., Ltd.	1	15	13	12	13	20	14	17	
China	Shin-Etsu Technology (Suzhou) Co., Ltd.	1						68	72	
China	Zhejiang Shin-Etsu High-Tech Chemical CO., Ltd.	1	3	3	3	2	2	2	5	
Korea	Shin-Etsu Silicone Korea Co., Ltd.	1	9	9	8	7	6	6	7	
Philippines	Shin-Etsu Magnetics Philippines, Inc.	1	67	102	146	160	181	233	242	
Indonesia	P.T. Shin-Etsu Magnetics Indonesia	1	42	46	53	50	44	30	25	
	Ohters	128	51	56	44	36	276	268	268	
	Total	214	189,136	203,644	194,747	202,648	181,764	188,378	182,633	

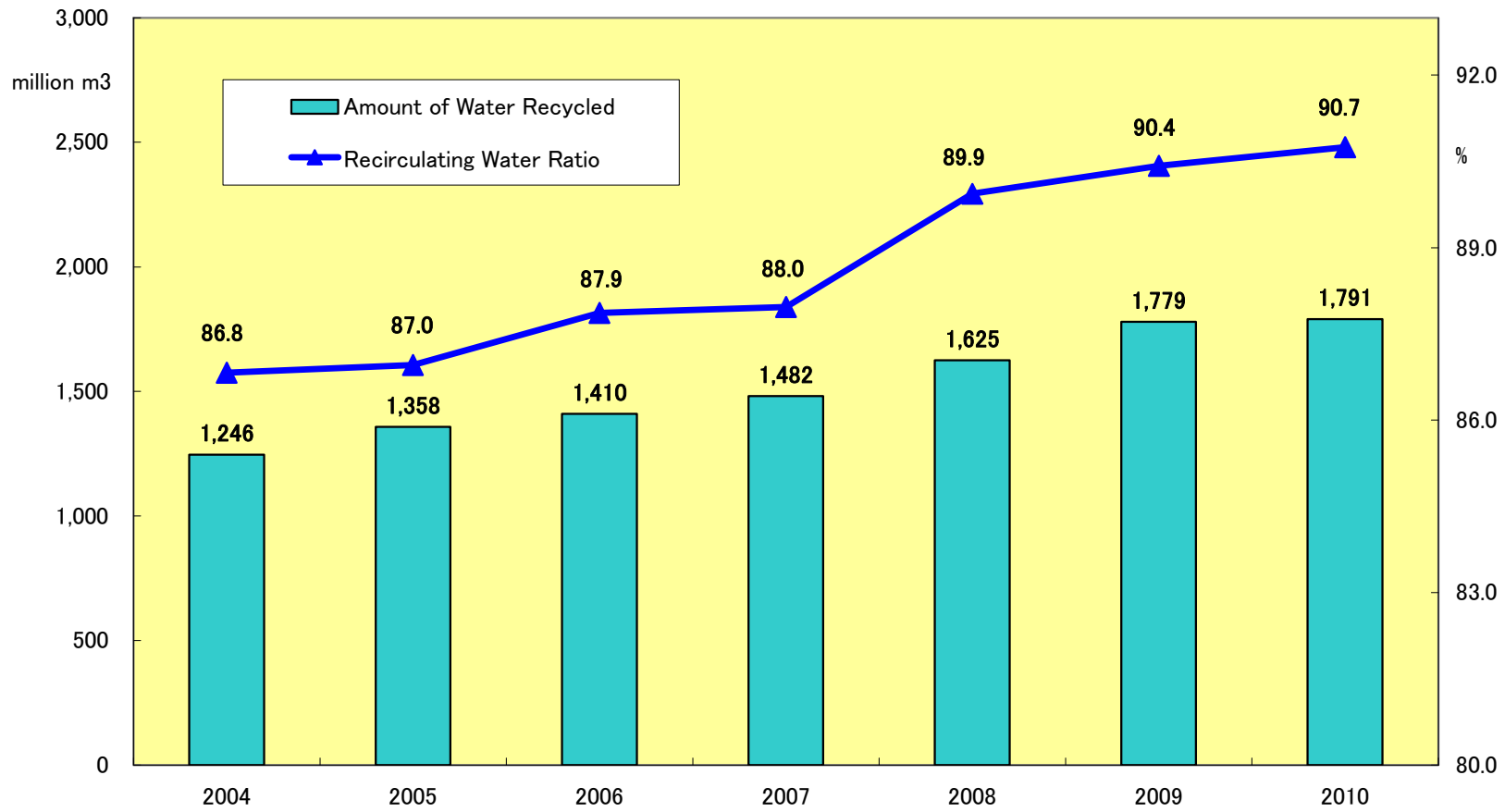
* 1) Data made the entry fields blank before incorporation.

* 2) In un-measuring and not reporting of measured value, it is indicated as "no data".

* 3) Shirakawa Plant of Shin-Etsu Handotai and Iwaki Semiconductor were not able to be totaled according to an earthquake disaster in this year.
The 2010 temporary data is using the number in 2009.

* 4) Some companies changed calculation data of scope. Public data has a difference in a part past presentation data and this year.

Amount of Water Recycled



UNIT : kilo m³

Country	Company Name	Foothold	2004	2005	2006	2007	2008	2009	2010
Japan	Shin-Etsu Chemical Co., Ltd.	16	383,814	383,037	381,974	408,093	429,339	417,644	429,936
Japan	Shin-Etsu Handotai Co., Ltd.	8	117,319	117,801	121,472	146,941	155,082	151,820	149,400
Japan	Naoetsu Electronics Co., Ltd.	3	no data	no data	no data	no data	10,526	10,389	11,326
Japan	Nagano Electronics Industrial Co., Ltd.	2	5,978	6,144	7,191	8,010	8,027	9,361	8,979
Japan	JAPAN VAM & POVAL CO., LTD.	1	66,912	69,864	66,912	69,864	66,912	69,864	72,638
Japan	Nissin Chemical Industry Co., Ltd.	1	1,480	1,604	1,776	2,000	1,721	1,657	1,770
Japan	Shinano Electric Refining Co., Ltd.	1	987	987	987	987	987	987	987
Japan	Naoetsu Precision Co., Ltd.	3	121	153	156	77	99	72	58
Japan	Shin-Etsu Film Co., Ltd.	1	0	0	0	0	0	0	0
Japan	Shinbujiko Co., Ltd.	2	0	0	0	0	0	0	0
Japan	Shinkoh Mold Co., Ltd.	1	66	66	66	66	66	66	66
Japan	Saitama Shinkoh Mold Co., Ltd.	1	1	70	92	92	92	92	92
Japan	Shin-Etsu Quartz Products Co., Ltd.	7	8,016	8,366	8,441	8,668	8,463	8,949	11,409
Japan	Mimasu Semiconductor Industry Co., Ltd.	2	49,343	48,721	70,865	70,865	71,176	71,176	71,176
Japan	Kashima Vinyl Chloride Monomer Co., Ltd.	1	107,640	113,880	107,640	113,880	107,640	113,880	101,400
Japan	Kashin Chlorine & Alkali Co., Ltd.	1	24,480	24,480	24,480	24,480	24,480	24,480	24,480
Japan	TATSUNO CHEMICAL INDUSTRIES, INC	1	322	350	348	374	349	272	376
Japan	Iwaki Semiconductor Co., Ltd.	1	0	0	0	0	0	0	0
Japan	NIPPON PLASTIC INDUSTRY Co., Ltd.	2	2,045	2,072	1,905	1,669	1,848	1,840	1,913
U.S.A.	Shintech Inc.	3	260,000	260,000	260,000	260,000	353,004	519,780	530,000
U.S.A.	K-Bin Inc.	1	3,000	3,000	3,000	3,000	3,000	3,000	3,000
U.S.A.	Shin-Etsu Handotai America Ltd	1	38,590	38,590	63,653	63,653	64,299	64,312	64,380
U.S.A.	Shin-Etsu Silicones of America, Inc.	2	12,262	12,579	13,180	13,117	13,339	11,668	12,797
U.S.A.	Shincor Silicones, Inc.	1	3,691	3,767	3,315	3,354	3,305	2,930	3,155
The Netherlands	Shin-Etsu PVC B.V.	1	40,000	40,000	52,291	52,225	52,309	52,313	52,352
The Netherlands	Shin-Etsu Silicones Europe B.V.	1	no data	no data	no data	956	1,190	747	896
Portugal	CIRES, S.A.	1	37,200	37,200	37,200	37,200	48,300	48,300	48,300
Portugal	PREVINIL, S.A.	1	no data	72	81	76	63	61	70
Germany	SE Tylose GmbH & Co. KG	1	no data	no data	1,470	5,880	5,880	5,880	5,880
Spain	CYG, S.A.	1	no data	95	95	95	87	83	95
United Kingdom	Shin-Etsu Handotai Europe Ltd	1	7,979	7,979	7,390	6,969	6,969	5,334	5,083
Australia	Simcoa Operations Pty. Ltd.	1	10,700	10,700	10,700	10,700	10,700	10,700	10,700
Malaysia	S.E.H. Malaysia Sdn. Bhd.	1	16,473	16,513	16,525	13,287	13,203	13,089	13,249
Malaysia	S.E.H. Shah Alam Sdn. Bhd.	1	28,786	33,501	33,501	36,812	36,812	32,398	26,802
Malaysia	Shin-Etsu (Malaysia) Sdn. Bhd.	1	0	0	0	0	0	0	0
Malaysia	Shin-Etsu Electronics (Malaysia) Sdn. Bhd.	1	0	0	0	0	0	0	0
Thailand	Shin-Etsu Silicones (Thailand) Limited	1	5,141	6,854	6,854	6,854	6,854	6,854	6,854
Thailand	Shin-Etsu Magnetics (Thailand) Ltd.	1					no data	41	45
Thailand	Asia Silicones Monomer Ltd.	1		92,400	92,400	92,400	92,400	92,400	92,400
Taiwan	Shin-Etsu Handotai Taiwan Co., Ltd.	1	12,035	14,951	12,392	12,514	10,794	11,119	12,451
Taiwan	Shin-Etsu Silicone Taiwan Co., Ltd.	1	no data	4	4	3	4	3	4
Taiwan	Shin-Etsu Opto Electronic Co., Ltd.	1	1,180	1,178	1,178	1,178	1,183	1,179	1,181
China	Shin-Etsu Technology (Suzhou) Co., Ltd.	1						9	21
China	Zhejiang Shin-Etsu High-Tech Chemical CO., Ltd.	1	12	12	12	12	12	12	12
Korea	Shin-Etsu Silicone Korea Co., Ltd.	1	660	560	460	460	530	480	660
Philippines	Shin-Etsu Magnetics Philippines, Inc.	1	0	0	0	0	0	0	0
Indonesia	P.T. Shin-Etsu Magnetics Indonesia	1	0	0	0	0	0	0	0
	Ohters	128	48	48	48	4,785	14,000	13,649	14,555
	Total	214	1,246,280	1,357,595	1,410,054	1,481,597	1,625,045	1,778,890	1,790,950

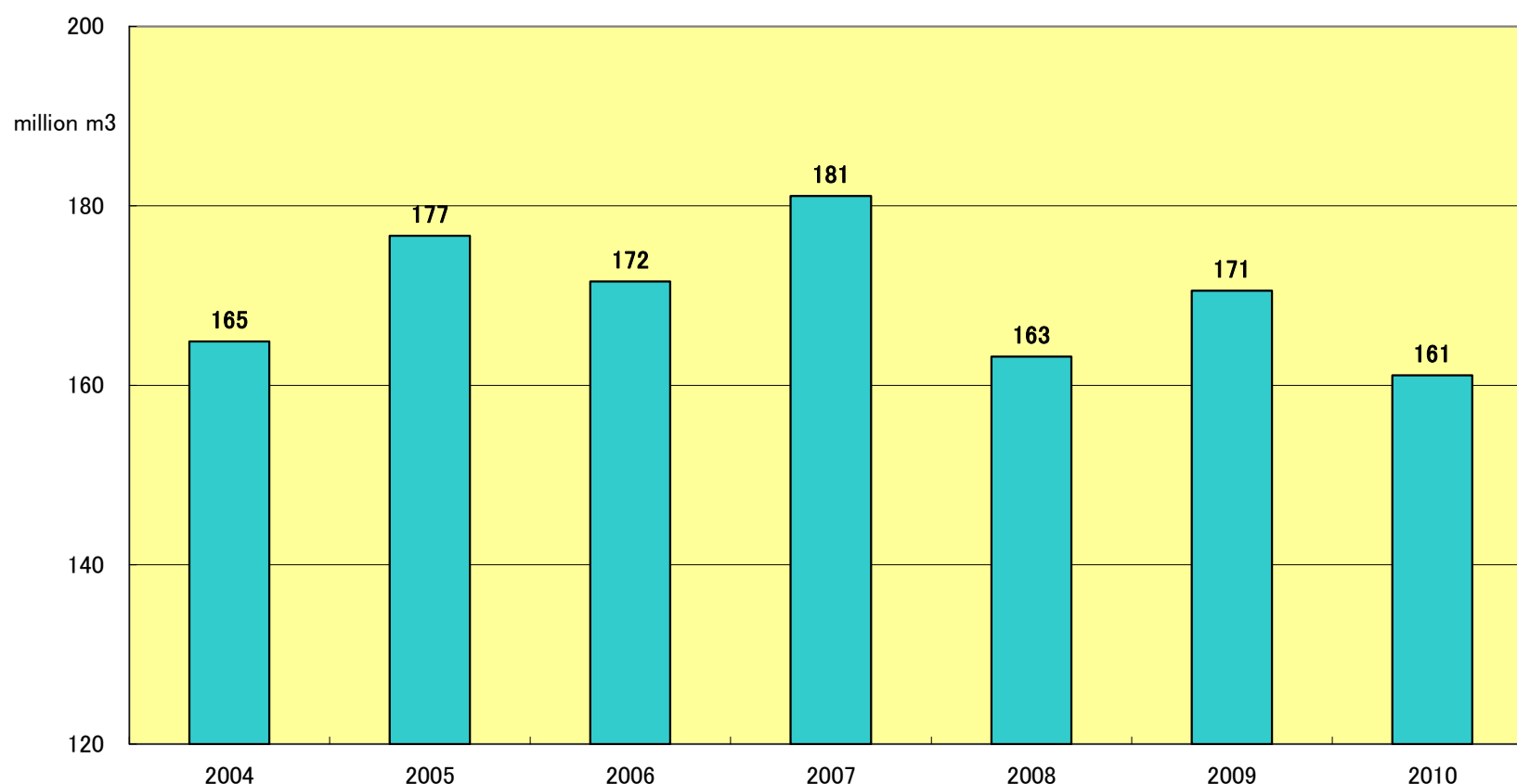
* 1) Data made the entry fields blank before incorporation.

* 2) In un-measuring and not reporting of measured value, it is indicated as "no data".

* 3) Shirakawa Plant of Shin-Etsu Handotai and Iwaki Semiconductor were not able to be totaled according to an earthquake disaster in this year. The 2010 temporary data is using the number in 2009.

* 4) Some companies changed calculation data of scope. Public data has a difference in a part past presentation data and this year.

Amount of Wastewater Discharged



UNIT : kilo m³

Country	Company Name	Foothold	2004	2005	2006	2007	2008	2009	2010
Japan	Shin-Etsu Chemical Co., Ltd.	16	20,419	21,553	22,830	21,288	21,263	21,069	21,391
Japan	Shin-Etsu Handotai Co., Ltd.	8	5,033	5,764	5,928	6,282	6,247	5,852	5,823
Japan	Naoetsu Electronics Co., Ltd.	3	2,106	2,166	2,155	2,348	2,380	2,072	2,263
Japan	Nagano Electronics Industrial Co., Ltd.	2	1,061	1,393	1,323	1,846	1,694	1,770	1,993
Japan	JAPAN VAM & POVAL CO., LTD.	1	1,106	1,126	1,084	1,103	1,120	1,109	1,069
Japan	Nissin Chemical Industry Co., Ltd.	1	3,533	3,761	4,079	2,913	3,603	3,677	3,990
Japan	Shinano Electric Refining Co., Ltd.	1	403	379	336	379	379	313	379
Japan	Naoetsu Precision Co., Ltd.	3	195	227	279	299	209	221	198
Japan	Shin-Etsu Film Co., Ltd.	1	no data	no data	no data	no data	no data	no data	no data
Japan	Shinbujiko Co., Ltd.	2	49	43	45	49	42	43	51
Japan	Shinkoh Mold Co., Ltd.	1	14	10	9	6	5	4	4
Japan	Saitama Shinkoh Mold Co., Ltd.	1	1	1	1	1	1	1	1
Japan	Shin-Etsu Quartz Products Co., Ltd.	7	263	289	281	381	294	329	362
Japan	Mimasu Semiconductor Industry Co., Ltd.	2	3,206	3,738	4,399	5,277	4,420	4,360	4,936
Japan	Kashima Vinyl Chloride Monomer Co., Ltd.	1	no data	no data	1,924	1,614	1,674	2,060	1,614
Japan	Kashin Chlorine & Alkali Co., Ltd.	1	478	448	472	557	397	376	332
Japan	TATSUNO CHEMICAL INDUSTRIES, INC	1	133	140	137	135	133	116	111
Japan	Iwaki Semiconductor Co., Ltd.	1	1,156	950	1,155	1,889	925	576	576
Japan	NIPPON PLASTIC INDUSTRY Co., Ltd.	2	325	300	218	229	217	145	133
U.S.A.	Shintech Inc.	3	3,496	3,759	3,773	3,631	5,783	8,223	9,233
U.S.A.	K-Bin Inc.	1	21	22	22	23	21	18	17
U.S.A.	Shin-Etsu Handotai America Ltd	1	4,042	3,829	4,302	5,602	5,746	4,834	5,960
U.S.A.	Shin-Etsu Silicones of America, Inc.	2	673	711	673	699	708	604	707
U.S.A.	Shincor Silicones, Inc.	1	no data	no data	no data	no data	no data	no data	no data
The Netherlands	Shin-Etsu PVC B.V.	1	100,709	108,494	98,677	105,496	88,541	99,223	84,442
The Netherlands	Shin-Etsu Silicones Europe B.V.	1	1	1	2	2	3	2	1
Portugal	CIRES, S.A.	1	726	683	687	709	657	620	786
Portugal	PREVINIL, S.A.	1	no data	6	7	8	7	7	7
Germany	SE Tylose GmbH & Co. KG	1	10,212	10,677	10,180	11,686	10,320	8,555	9,621
Spain	CYG, S.A.	1	no data	1	1	1	4	7	5
United Kingdom	Shin-Etsu Handotai Europe Ltd	1	834	646	728	924	863	478	547
Australia	Simcoa Operations Pty. Ltd.	1	45	45	45	45	45	45	45
Malaysia	S.E.H. Malaysia Sdn. Bhd.	1	1,623	1,569	1,603	1,678	1,456	781	1,090
Malaysia	S.E.H. Shah Alam Sdn. Bhd.	1	2,231	2,101	2,084	2,093	1,827	1,179	1,433
Malaysia	Shin-Etsu (Malaysia) Sdn. Bhd.	1	499	571	675	592	647	503	562
Malaysia	Shin-Etsu Electronics (Malaysia) Sdn. Bhd.	1	no data	no data	no data	no data	no data	no data	no data
Thailand	Shin-Etsu Silicones (Thailand) Limited	1	no data	no data	26	29	26	17	29
Thailand	Shin-Etsu Magnetics (Thailand) Ltd.	1					77	69	75
Thailand	Asia Silicones Monomer Ltd.	1		919	1,047	907	872	663	694
Taiwan	Shin-Etsu Handotai Taiwan Co., Ltd.	1	107	108	119	139	125	61	68
Taiwan	Shin-Etsu Silicone Taiwan Co., Ltd.	1	6	7	7	6	7	4	7
Taiwan	Shin-Etsu Opto Electronic Co., Ltd.	1	13	10	10	11	17	11	13
China	Shin-Etsu Technology (Suzhou) Co., Ltd.	1					no data	65	69
China	Zhejiang Shin-Etsu High-Tech Chemical CO., Ltd.	1	2	3	2	2	2	2	5
Korea	Shin-Etsu Silicone Korea Co., Ltd.	1	4	4	4	4	4	4	4
Philippines	Shin-Etsu Magnetics Philippines, Inc.	1	67	102	146	160	181	233	242
Indonesia	P.T. Shin-Etsu Magnetics Indonesia	1	42	46	53	50	44	30	25
	Ohters	128	47	53	38	14	214	206	203
	Total	214	164,883	176,654	171,565	181,107	163,197	170,535	161,116

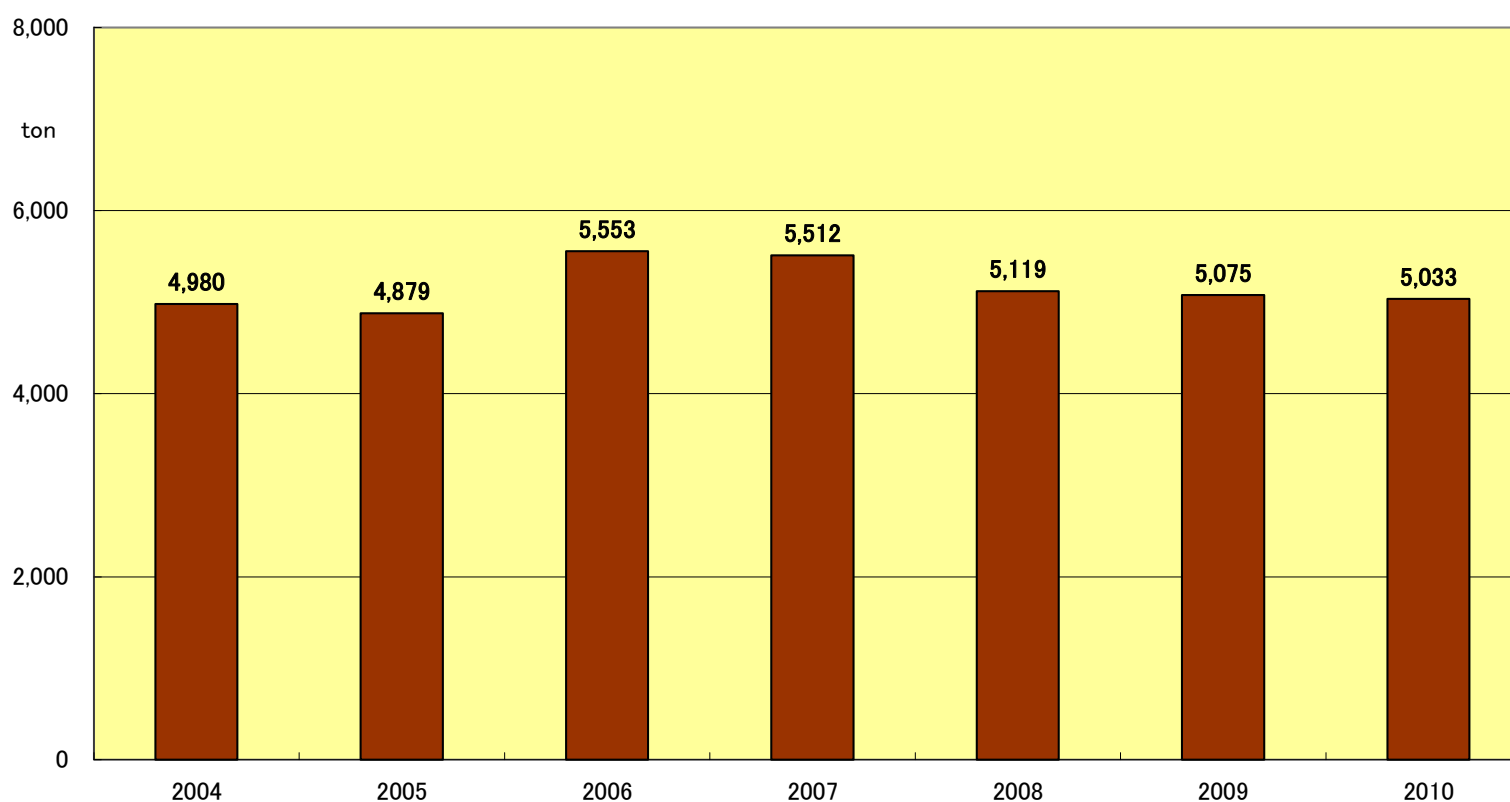
* 1) Data made the entry fields blank before incorporation.

* 2) In un-measuring and not reporting of measured value, it is indicated as "no data".

* 3) Shirakawa Plant of Shin-Etsu Handotai and Iwaki Semiconductor were not able to be totaled according to an earthquake disaster in this year. The 2010 temporary data is using the number in 2009.

* 4) Some companies changed calculation data of scope. Public data has a difference in a part past presentation data and this year.

COD Discharge



UNIT : ton

Country	Company Name	Foothold	2004	2005	2006	2007	2008	2009	2010
Japan	Shin-Etsu Chemical Co., Ltd.	16	805.60	801.96	859.92	599.54	531.43	472.82	476.75
Japan	Shin-Etsu Handotai Co., Ltd.	8	20.88	23.64	22.06	20.44	20.65	18.86	19.26
Japan	Naoetsu Electronics Co., Ltd.	3	0.02	0.02	0.01	0.01	0.01	no data	no data
Japan	Nagano Electronics Industrial Co., Ltd.	2	14.33	18.25	19.05	22.34	14.23	13.10	12.76
Japan	JAPAN VAM & POVAL CO., LTD.	1	3.98	3.83	3.65	3.91	4.60	4.02	3.99
Japan	Nissin Chemical Industry Co., Ltd.	1	14.50	20.70	16.70	10.80	14.40	19.50	21.50
Japan	Shinano Electric Refining Co., Ltd.	1	2.00	1.60	3.80	3.50	1.60	1.70	1.30
Japan	Naoetsu Precision Co., Ltd.	3	0.40	1.10	1.50	1.30	0.90	0.90	0.80
Japan	Shin-Etsu Film Co., Ltd.	1	N/A	N/A	N/A	N/A	N/A	N/A	N/A
Japan	Shinbujiko Co., Ltd.	2	N/A	N/A	N/A	N/A	N/A	N/A	N/A
Japan	Shinkoh Mold Co., Ltd.	1	N/A	N/A	N/A	N/A	N/A	N/A	N/A
Japan	Saitama Shinkoh Mold Co., Ltd.	1	N/A	N/A	N/A	N/A	N/A	N/A	N/A
Japan	Shin-Etsu Quartz Products Co., Ltd.	7	no data	no data	2.86	9.33	5.04	47.72	1.86
Japan	Mimasu Semiconductor Industry Co., Ltd.	2	16.00	18.70	22.00	26.40	13.30	13.10	9.90
Japan	Kashima Vinyl Chloride Monomer Co., Ltd.	1	no data	no data	109.68	85.66	65.95	89.63	64.60
Japan	Kashin Chlorine & Alkali Co., Ltd.	1	N/A	N/A	N/A	N/A	N/A	N/A	N/A
Japan	TATSUNO CHEMICAL INDUSTRIES, INC	1	N/A	N/A	N/A	N/A	N/A	N/A	N/A
Japan	Iwaki Semiconductor Co., Ltd.	1	no data	0.02	0.01	0.02	0.01	0.01	0.01
Japan	NIPPON PLASTIC INDUSTRY Co., Ltd.	2	N/A	N/A	N/A	N/A	N/A	N/A	N/A
U.S.A.	Shintech Inc.	3	73.84	90.23	111.92	96.65	117.50	148.30	110.77
U.S.A.	K-Bin Inc.	1	4.30	4.50	4.30	4.50	4.20	2.30	3.30
U.S.A.	Shin-Etsu Handotai America Ltd	1	N/A	N/A	N/A	N/A	N/A	N/A	N/A
U.S.A.	Shin-Etsu Silicones of America, Inc.	2	119.75	182.33	237.11	249.33	261.38	155.48	206.08
U.S.A.	Shincor Silicones, Inc.	1	N/A	N/A	N/A	N/A	N/A	N/A	N/A
The Netherlands	Shin-Etsu PVC B.V.	1	1,009.00	934.10	904.50	884.00	953.00	915.00	1,038.74
The Netherlands	Shin-Etsu Silicones Europe B.V.	1	N/A	N/A	N/A	N/A	N/A	N/A	N/A
Portugal	CIRES, S.A.	1	428.40	301.10	408.20	317.80	326.00	218.30	298.53
Portugal	PREVINIL, S.A.	1	N/A	N/A	N/A	N/A	N/A	N/A	N/A
Germany	SE Tylose GmbH & Co. KG	1	2,059.30	2,002.90	2,240.00	2,647.00	2,315.70	2,265.10	2,313.00
Spain	CYG, S.A.	1	N/A	N/A	N/A	N/A	N/A	N/A	N/A
United Kingdom	Shin-Etsu Handotai Europe Ltd	1	36.78	24.04	34.21	23.11	12.35	16.58	17.54
Australia	Simcoa Operations Pty. Ltd.	1	N/A	N/A	N/A	N/A	N/A	N/A	N/A
Malaysia	S.E.H. Malaysia Sdn. Bhd.	1	96.77	74.17	83.38	68.30	51.70	34.35	27.14
Malaysia	S.E.H. Shah Alam Sdn. Bhd.	1	73.62	90.95	68.76	84.35	71.62	50.47	63.78
Malaysia	Shin-Etsu (Malaysia) Sdn. Bhd.	1	11.00	12.00	21.50	18.10	12.90	5.40	25.30
Malaysia	Shin-Etsu Electronics (Malaysia) Sdn. Bhd.	1	N/A	N/A	N/A	N/A	N/A	N/A	N/A
Thailand	Shin-Etsu Silicones (Thailand) Limited	1	no data	no data	7.81	10.51	20.67	20.90	27.52
Thailand	Shin-Etsu Magnetics (Thailand) Ltd.	1					N/A	N/A	N/A
Thailand	Asia Silicones Monomer Ltd.	1		72.50	104.70	90.70	87.20	66.30	61.09
Taiwan	Shin-Etsu Handotai Taiwan Co., Ltd.	1	2.74	3.40	3.46	4.19	3.26	1.28	1.69
Taiwan	Shin-Etsu Silicone Taiwan Co., Ltd.	1	182.00	192.00	257.00	226.50	205.50	284.00	171.30
Taiwan	Shin-Etsu Opto Electronic Co., Ltd.	1	0.35	0.32	0.37	0.19	0.37	0.15	0.38
China	Shin-Etsu Technology (Suzhou) Co., Ltd.	1						207.00	48.10
China	Zhejiang Shin-Etsu High-Tech Chemical CO., Ltd.	1	0.60	0.80	0.60	0.50	0.40	0.50	0.50
Korea	Shin-Etsu Silicone Korea Co., Ltd.	1	0.09	0.06	0.14	0.12	0.09	0.13	0.18
Philippines	Shin-Etsu Magnetics Philippines, Inc.	1	3.14	3.16	3.38	2.38	2.50	1.92	5.26
Indonesia	P.T. Shin-Etsu Magnetics Indonesia	1	0.25	0.17	0.15	0.23	0.62	0.20	0.30
	Ohters	128	0.00	0.00	0.00	0.00	0.00	0.00	0.00
	Total	214	4,979.63	4,878.55	5,552.73	5,511.70	5,119.08	5,075.02	5,033.22

* 1) Data made the entry fields blank before incorporation.

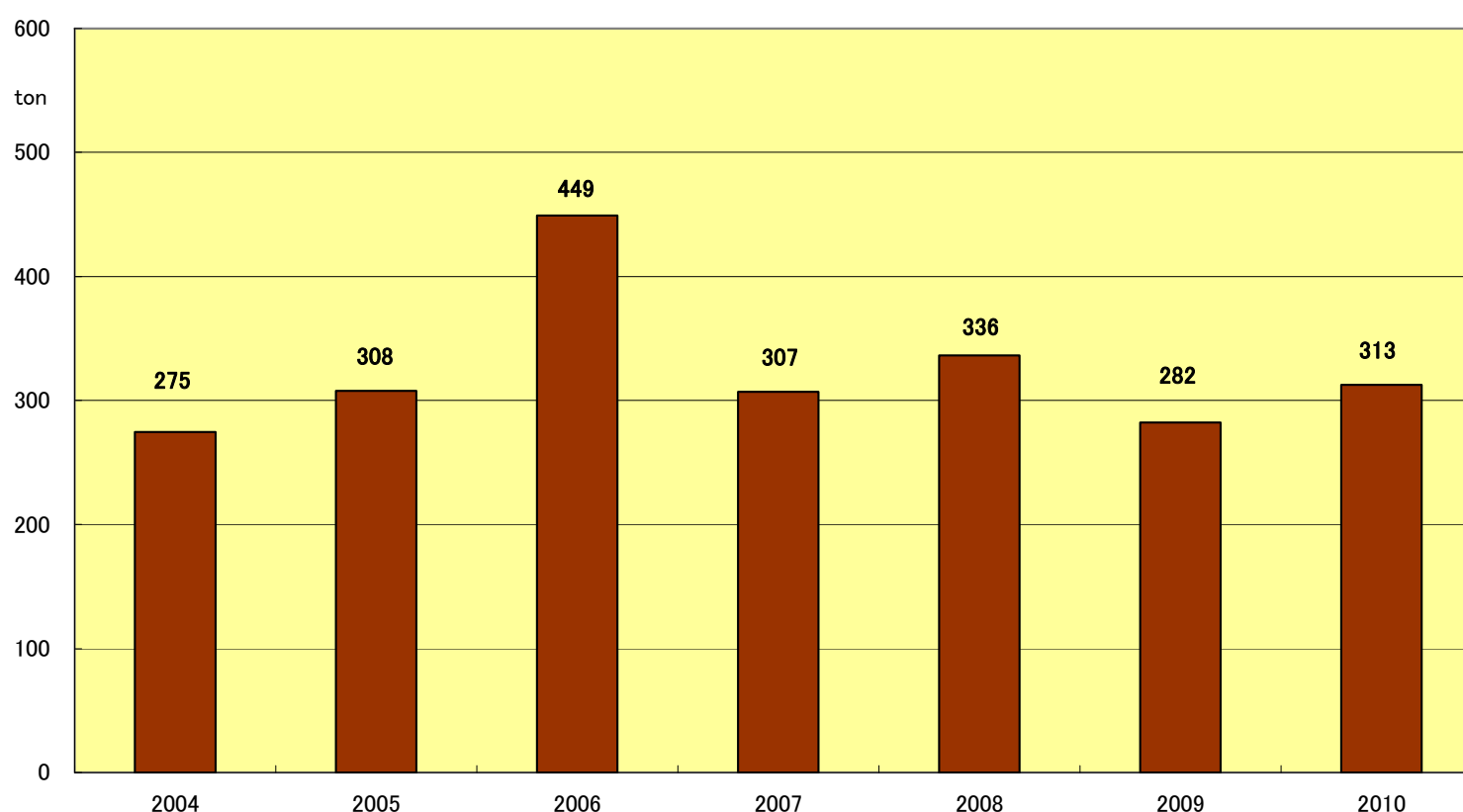
* 2) When there is no regulation value of a country or an area, it is indicated as "N/A".

* 3) In un-measuring and not reporting of measured value, it is indicated as "no data".

* 4) Shirakawa Plant of Shin-Etsu Handotai and Iwaki Semiconductor were not able to be totaled according to an earthquake disaster in this year.

The 2010 temporary data is using the number in 2009.

BOD Discharge



UNIT : ton

Country	Company Name	Foothold	2004	2005	2006	2007	2008	2009	2010
Japan	Shin-Etsu Chemical Co., Ltd.	16	151.56	181.89	283.69	168.78	120.47	98.36	125.36
Japan	Shin-Etsu Handotai Co., Ltd.	8	14.27	16.67	24.76	15.55	14.91	25.34	25.21
Japan	Naoetsu Electronics Co., Ltd.	3	21.06	15.81	20.47	18.31	14.04	15.54	16.29
Japan	Nagano Electronics Industrial Co., Ltd.	2	8.91	7.24	6.88	9.60	5.93	6.37	8.37
Japan	JAPAN VAM & POVAL CO., LTD.	1	3.28	3.07	3.54	3.56	3.58	4.82	6.00
Japan	Nissin Chemical Industry Co., Ltd.	1	7.10	9.80	9.00	5.20	6.50	8.50	11.20
Japan	Shinano Electric Refining Co., Ltd.	1	N/A	N/A	N/A	N/A	N/A	N/A	N/A
Japan	Naoetsu Precision Co., Ltd.	3	0.30	0.30	0.40	0.50	0.40	0.30	0.10
Japan	Shin-Etsu Film Co., Ltd.	1	N/A	N/A	N/A	N/A	N/A	N/A	N/A
Japan	Shinbujiko Co., Ltd.	2	no data	no data	1.80	1.96	0.48	0.48	0.40
Japan	Shinkoh Mold Co., Ltd.	1	N/A	N/A	N/A	N/A	N/A	N/A	N/A
Japan	Saitama Shinkoh Mold Co., Ltd.	1	N/A	N/A	N/A	N/A	N/A	N/A	N/A
Japan	Shin-Etsu Quartz Products Co., Ltd.	7	no data	no data	2.54	7.34	2.79	0.84	0.69
Japan	Mimasu Semiconductor Industry Co., Ltd.	2	12.69	18.69	8.80	10.55	8.84	4.36	9.87
Japan	Kashima Vinyl Chloride Monomer Co., Ltd.	1	N/A	N/A	N/A	N/A	N/A	N/A	N/A
Japan	Kashin Chlorine & Alkali Co., Ltd.	1	N/A	N/A	N/A	N/A	N/A	N/A	N/A
Japan	TATSUNO CHEMICAL INDUSTRIES, INC	1	0.33	0.28	0.27	0.27	0.27	0.23	0.22
Japan	Iwaki Semiconductor Co., Ltd.	1	N/A	N/A	N/A	N/A	N/A	N/A	N/A
Japan	NIPPON PLASTIC INDUSTRY Co., Ltd.	2	N/A	N/A	N/A	N/A	N/A	N/A	N/A
U.S.A.	Shintech Inc.	3	N/A	N/A	N/A	N/A	N/A	N/A	N/A
U.S.A.	K-Bin Inc.	1	N/A	N/A	N/A	N/A	N/A	N/A	N/A
U.S.A.	Shin-Etsu Handotai America Ltd	1	16.17	15.31	17.21	22.41	22.98	21.75	23.84
U.S.A.	Shin-Etsu Silicones of America, Inc.	2	1.70	3.09	15.81	3.72	9.20	3.76	14.12
U.S.A.	Shincor Silicones, Inc.	1	N/A	N/A	N/A	N/A	N/A	N/A	N/A
The Netherlands	Shin-Etsu PVC B.V.	1	N/A	N/A	N/A	N/A	N/A	N/A	N/A
The Netherlands	Shin-Etsu Silicones Europe B.V.	1	N/A	N/A	N/A	N/A	N/A	N/A	N/A
Portugal	CIRES, S.A.	1	no data	no data	no data	no data	87.81	64.76	44.62
Portugal	PREVINIL, S.A.	1	N/A	N/A	N/A	N/A	N/A	N/A	N/A
Germany	SE Tylose GmbH & Co. KG	1	N/A	N/A	N/A	N/A	N/A	N/A	N/A
Spain	CYG, S.A.	1	N/A	N/A	N/A	N/A	N/A	N/A	N/A
United Kingdom	Shin-Etsu Handotai Europe Ltd	1	5.25	3.30	5.39	4.99	6.30	4.80	2.76
Australia	Simcoa Operations Pty. Ltd.	1	N/A	N/A	N/A	N/A	N/A	N/A	N/A
Malaysia	S.E.H. Malaysia Sdn. Bhd.	1	16.13	15.01	33.71	18.78	18.80	12.49	6.65
Malaysia	S.E.H. Shah Alam Sdn. Bhd.	1	15.62	17.22	14.58	15.28	12.97	9.43	12.04
Malaysia	Shin-Etsu (Malaysia) Sdn. Bhd.	1	no data	no data	no data	no data	no data	no data	4.80
Malaysia	Shin-Etsu Electronics (Malaysia) Sdn. Bhd.	1	N/A	N/A	N/A	N/A	N/A	N/A	N/A
Thailand	Shin-Etsu Silicones (Thailand) Limited	1	N/A	N/A	N/A	N/A	N/A	N/A	N/A
Thailand	Shin-Etsu Magnetics (Thailand) Ltd.	1					no data	0.00	0.00
Thailand	Asia Silicones Monomer Ltd.	1		N/A	N/A	N/A	N/A	N/A	N/A
Taiwan	Shin-Etsu Handotai Taiwan Co., Ltd.	1	N/A	N/A	N/A	N/A	N/A	N/A	N/A
Taiwan	Shin-Etsu Silicone Taiwan Co., Ltd.	1	N/A	N/A	N/A	N/A	N/A	N/A	N/A
Taiwan	Shin-Etsu Opto Electronic Co., Ltd.	1	0.11	0.12	0.08	0.07	0.13	0.08	0.13
China	Shin-Etsu Technology (Suzhou) Co., Ltd.	1						un-correspond	un-correspond
China	Zhejiang Shin-Etsu High-Tech Chemical CO., Ltd.	1	N/A	N/A	N/A	N/A	N/A	N/A	N/A
Korea	Shin-Etsu Silicone Korea Co., Ltd.	1	0.03	0.03	0.05	0.02	0.03	0.05	0.06
Philippines	Shin-Etsu Magnetics Philippines, Inc.	1	N/A	N/A	N/A	N/A	N/A	N/A	N/A
Indonesia	P.T. Shin-Etsu Magnetics Indonesia	1	N/A	N/A	N/A	N/A	N/A	N/A	N/A
	Ohters	128	0.00	0.00	0.00	0.00	0.00	0.00	0.02
	Total	214	274.51	307.83	448.98	306.89	336.43	282.26	312.75

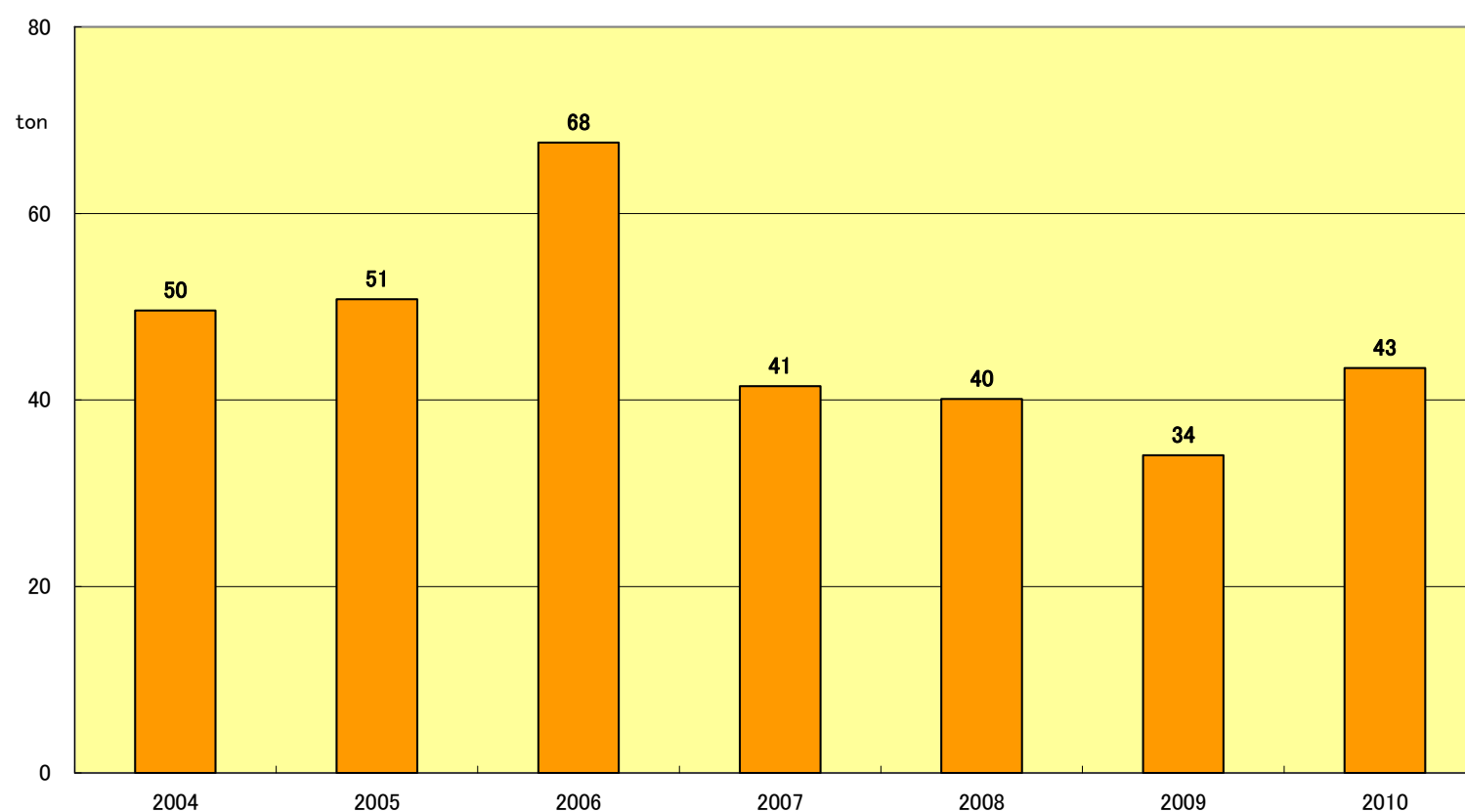
* 1) Data made the entry fields blank before incorporation.

* 2) When there is no regulation value of a country or an area, it is indicated as "N/A" .

* 3) In un-measuring and not reporting of measured value, it is indicated as "no data".

* 4) Shirakawa Plant of Shin-Etsu Handotai and Iwaki Semiconductor were not able to be totaled according to an earthquake disaster in this year.
The 2010 temporary data is using the number in 2009.

Soot Emissions



UNIT : ton

Country	Company Name	Foothold	2004	2005	2006	2007	2008	2009	2010
Japan	Shin-Etsu Chemical Co., Ltd.	16	10.34	14.90	11.62	12.37	11.68	14.30	11.30
Japan	Shin-Etsu Handotai Co., Ltd.	8	1.76	1.88	1.37	0.73	0.78	0.77	0.79
Japan	Naoetsu Electronics Co., Ltd.	3	N/A	N/A	N/A	N/A	N/A	N/A	N/A
Japan	Nagano Electronics Industrial Co., Ltd.	2	0.10	0.10	0.08	0.08	0.11	0.20	0.18
Japan	JAPAN VAM & POVAL CO., LTD.	1	0.51	0.56	0.52	0.58	0.58	no data	no data
Japan	Nissin Chemical Industry Co., Ltd.	1	2.66	1.51	1.55	1.97	1.38	1.87	2.46
Japan	Shinano Electric Refining Co., Ltd.	1	0.10	0.11	0.13	0.10	0.12	0.12	0.16
Japan	Naoetsu Precision Co., Ltd.	3	0.80	0.80	1.20	0.90	0.90	0.90	0.90
Japan	Shin-Etsu Film Co., Ltd.	1	N/A	N/A	N/A	N/A	N/A	N/A	N/A
Japan	Shinbujiko Co., Ltd.	2	N/A	N/A	N/A	N/A	N/A	N/A	N/A
Japan	Shinkoh Mold Co., Ltd.	1	N/A	N/A	N/A	N/A	N/A	N/A	N/A
Japan	Saitama Shinkoh Mold Co., Ltd.	1	N/A	N/A	N/A	N/A	N/A	N/A	N/A
Japan	Shin-Etsu Quartz Products Co., Ltd.	7	N/A	N/A	N/A	N/A	N/A	N/A	N/A
Japan	Mimasu Semiconductor Industry Co., Ltd.	2	0.27	0.65	0.62	0.47	no data	no data	no data
Japan	Kashima Vinyl Chloride Monomer Co., Ltd.	1	N/A	N/A	N/A	N/A	N/A	N/A	N/A
Japan	Kashin Chlorine & Alkali Co., Ltd.	1	N/A	N/A	N/A	N/A	N/A	N/A	N/A
Japan	TATSUNO CHEMICAL INDUSTRIES, INC	1	0.80	0.64	0.16	0.30	0.24	0.00	0.01
Japan	Iwaki Semiconductor Co., Ltd.	1	no data	0.01	0.00	0.01	0.00	0.01	0.01
Japan	NIPPON PLASTIC INDUSTRY Co., Ltd.	2	N/A	N/A	N/A	N/A	N/A	N/A	N/A
U.S.A.	Shintech Inc.	3	N/A	N/A	N/A	N/A	N/A	N/A	N/A
U.S.A.	K-Bin Inc.	1	N/A	N/A	N/A	N/A	N/A	N/A	N/A
U.S.A.	Shin-Etsu Handotai America Ltd	1	N/A	N/A	N/A	N/A	N/A	N/A	N/A
U.S.A.	Shin-Etsu Silicones of America, Inc.	2	N/A	N/A	N/A	N/A	N/A	N/A	N/A
U.S.A.	Shincor Silicones, Inc.	1	N/A	N/A	N/A	N/A	N/A	N/A	N/A
The Netherlands	Shin-Etsu PVC B.V.	1	N/A	N/A	N/A	N/A	N/A	N/A	N/A
The Netherlands	Shin-Etsu Silicones Europe B.V.	1	N/A	N/A	N/A	N/A	N/A	N/A	N/A
Portugal	CIRES, S.A.	1	30.80	24.80	45.30	17.47	15.10	10.60	21.80
Portugal	PREVINIL, S.A.	1	N/A	N/A	N/A	N/A	N/A	N/A	N/A
Germany	SE Tylose GmbH & Co. KG	1	N/A	N/A	N/A	N/A	N/A	N/A	N/A
Spain	CYG, S.A.	1	N/A	N/A	N/A	N/A	N/A	N/A	N/A
United Kingdom	Shin-Etsu Handotai Europe Ltd	1	N/A	N/A	N/A	N/A	N/A	N/A	N/A
Australia	Simcoa Operations Pty. Ltd.	1	N/A	N/A	N/A	N/A	N/A	N/A	N/A
Malaysia	S.E.H. Malaysia Sdn. Bhd.	1	N/A	N/A	N/A	N/A	N/A	N/A	N/A
Malaysia	S.E.H. Shah Alam Sdn. Bhd.	1	N/A	N/A	N/A	N/A	N/A	N/A	N/A
Malaysia	Shin-Etsu (Malaysia) Sdn. Bhd.	1	N/A	N/A	N/A	N/A	N/A	N/A	N/A
Malaysia	Shin-Etsu Electronics (Malaysia) Sdn. Bhd.	1	N/A	N/A	N/A	N/A	N/A	N/A	N/A
Thailand	Shin-Etsu Silicones (Thailand) Limited	1	N/A	N/A	N/A	N/A	N/A	N/A	N/A
Thailand	Shin-Etsu Magnetics (Thailand) Ltd.	1					N/A	N/A	N/A
Thailand	Asia Silicones Monomer Ltd.	1		3.55	3.82	5.88	8.56	4.91	4.40
Taiwan	Shin-Etsu Handotai Taiwan Co., Ltd.	1	N/A	N/A	N/A	N/A	N/A	N/A	N/A
Taiwan	Shin-Etsu Silicone Taiwan Co., Ltd.	1	0.70	0.60	0.67	0.62	0.66	0.38	1.40
Taiwan	Shin-Etsu Opto Electronic Co., Ltd.	1	N/A	N/A	N/A	N/A	N/A	N/A	N/A
China	Shin-Etsu Technology (Suzhou) Co., Ltd.	1							
China	Zhejiang Shin-Etsu High-Tech Chemical CO., Ltd.	1	N/A	N/A	N/A	N/A	N/A	N/A	N/A
Korea	Shin-Etsu Silicone Korea Co., Ltd.	1	0.76	0.72	0.56	no data	no data	no data	no data
Philippines	Shin-Etsu Magnetics Philippines, Inc.	1	0.00	0.00	0.00	0.00	0.00	0.00	0.00
Indonesia	P.T. Shin-Etsu Magnetics Indonesia	1	N/A	N/A	N/A	N/A	N/A	N/A	N/A
	Ohters	128	N/A	N/A	N/A	N/A	N/A	N/A	N/A
	Total	214	49.59	50.82	67.60	41.47	40.11	34.06	43.42

* 1) Data made the entry fields blank before incorporation.

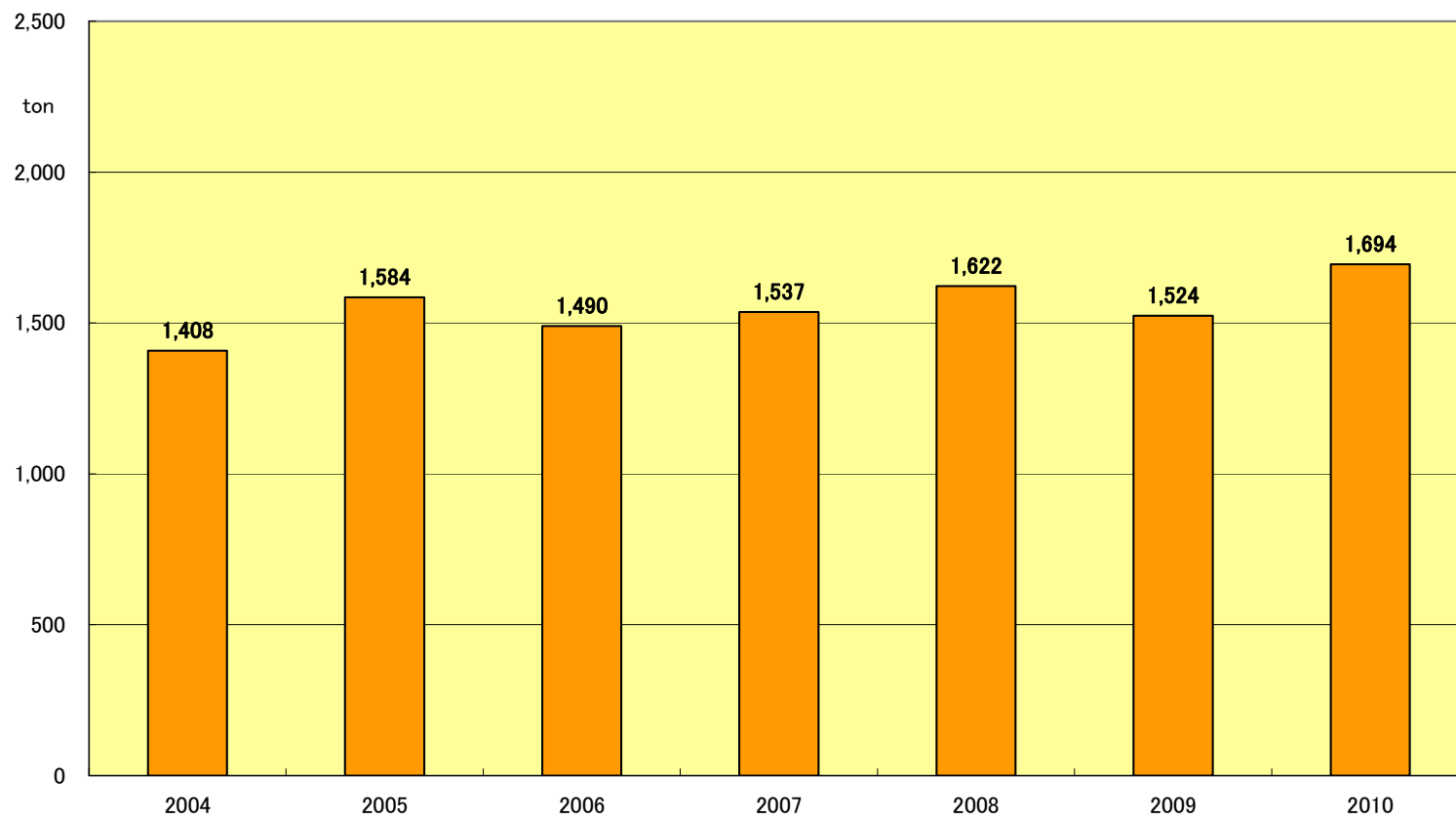
* 2) When there is no regulation value of a country or an area, it is indicated as "N/A".

* 3) In un-measuring and not reporting of measured value, it is indicated as "no data".

* 4) Shirakawa Plant of Shin-Etsu Handotai and Iwaki Semiconductor were not able to be totaled according to an earthquake disaster in this year.

The 2010 temporary data is using the number in 2009.

NOx Emissions



UNIT : ton

Country	Company Name	Foothold	2004	2005	2006	2007	2008	2009	2010
Japan	Shin-Etsu Chemical Co., Ltd.	16	674.15	684.20	542.11	434.87	556.87	564.32	575.48
Japan	Shin-Etsu Handotai Co., Ltd.	8	69.64	117.27	61.78	50.31	60.35	37.10	39.81
Japan	Naoetsu Electronics Co., Ltd.	3	10.20	7.68	2.24	4.62	4.38	3.85	4.15
Japan	Nagano Electronics Industrial Co., Ltd.	2	4.93	4.31	3.35	3.22	4.09	5.24	4.41
Japan	JAPAN VAM & POVAL CO., LTD.	1	96.90	114.26	105.37	117.86	107.94	124.00	114.00
Japan	Nissin Chemical Industry Co., Ltd.	1	25.00	28.60	28.80	31.40	20.50	27.40	23.71
Japan	Shinano Electric Refining Co., Ltd.	1	0.51	0.56	0.64	0.47	0.58	0.50	0.71
Japan	Naoetsu Precision Co., Ltd.	3	6.20	6.00	7.00	6.90	6.50	6.50	6.50
Japan	Shin-Etsu Film Co., Ltd.	1	N/A	N/A	N/A	N/A	N/A	N/A	N/A
Japan	Shinbujiko Co., Ltd.	2	N/A	N/A	N/A	N/A	N/A	N/A	N/A
Japan	Shinkoh Mold Co., Ltd.	1	N/A	N/A	N/A	N/A	N/A	N/A	N/A
Japan	Saitama Shinkoh Mold Co., Ltd.	1	N/A	N/A	N/A	N/A	N/A	N/A	N/A
Japan	Shin-Etsu Quartz Products Co., Ltd.	7	N/A	N/A	N/A	N/A	N/A	N/A	N/A
Japan	Mimasu Semiconductor Industry Co., Ltd.	2	19.30	14.60	15.70	14.48	12.64	11.72	15.33
Japan	Kashima Vinyl Chloride Monomer Co., Ltd.	1	67.00	66.00	56.00	68.09	46.89	65.58	56.88
Japan	Kashin Chlorine & Alkali Co., Ltd.	1	N/A	N/A	N/A	N/A	N/A	N/A	N/A
Japan	TATSUNO CHEMICAL INDUSTRIES, INC	1	1.73	1.57	1.38	1.60	1.72	1.14	1.29
Japan	Iwaki Semiconductor Co., Ltd.	1	no data	0.26	0.22	0.40	0.39	0.40	0.40
Japan	NIPPON PLASTIC INDUSTRY Co., Ltd.	2	N/A	N/A	N/A	N/A	N/A	N/A	N/A
U.S.A.	Shintech Inc.	3	67.12	61.68	54.87	55.92	108.80	106.30	102.94
U.S.A.	K-Bin Inc.	1	N/A	N/A	N/A	N/A	N/A	N/A	N/A
U.S.A.	Shin-Etsu Handotai America Ltd	1	9.09	10.70	12.26	13.06	19.64	10.68	16.85
U.S.A.	Shin-Etsu Silicones of America, Inc.	2	no data	no data	no data	13.60	13.50	11.80	14.45
U.S.A.	Shincor Silicones, Inc.	1	N/A	N/A	N/A	N/A	N/A	N/A	N/A
The Netherlands	Shin-Etsu PVC B.V.	1	37.40	38.10	39.70	41.90	40.10	39.20	45.61
The Netherlands	Shin-Etsu Silicones Europe B.V.	1	N/A	N/A	N/A	N/A	N/A	N/A	N/A
Portugal	CIRES, S.A.	1	245.30	168.50	164.20	216.40	215.70	161.50	157.00
Portugal	PREVINIL, S.A.	1	N/A	N/A	N/A	N/A	N/A	N/A	N/A
Germany	SE Tylose GmbH & Co. KG	1	1.90	2.00	1.30	11.36	10.30	15.50	19.59
Spain	CYG, S.A.	1	N/A	N/A	N/A	N/A	N/A	N/A	N/A
United Kingdom	Shin-Etsu Handotai Europe Ltd	1	1.97	11.33	46.28	9.40	15.26	32.89	32.17
Australia	Simcoa Operations Pty. Ltd.	1	62.00	210.00	290.00	420.00	220.00	214.00	382.00
Malaysia	S.E.H. Malaysia Sdn. Bhd.	1	2.78	2.36	4.18	2.30	2.61	1.28	2.25
Malaysia	S.E.H. Shah Alam Sdn. Bhd.	1	4.55	5.53	4.32	3.74	3.00	2.90	4.04
Malaysia	Shin-Etsu (Malaysia) Sdn. Bhd.	1	N/A	N/A	N/A	N/A	N/A	N/A	N/A
Malaysia	Shin-Etsu Electronics (Malaysia) Sdn. Bhd.	1	N/A	N/A	N/A	N/A	N/A	N/A	N/A
Thailand	Shin-Etsu Silicones (Thailand) Limited	1	N/A	N/A	N/A	N/A	N/A	N/A	N/A
Thailand	Shin-Etsu Magnetics (Thailand) Ltd.	1					N/A	N/A	N/A
Thailand	Asia Silicones Monomer Ltd.	1		28.71	48.00	13.35	59.97	68.69	17.88
Taiwan	Shin-Etsu Handotai Taiwan Co., Ltd.	1	N/A	N/A	N/A	N/A	N/A	N/A	N/A
Taiwan	Shin-Etsu Silicone Taiwan Co., Ltd.	1	no data	no data	no data	1.66	2.51	2.12	3.07
Taiwan	Shin-Etsu Opto Electronic Co., Ltd.	1	N/A	N/A	N/A	N/A	N/A	N/A	N/A
China	Shin-Etsu Technology (Suzhou) Co., Ltd.	1						N/A	N/A
China	Zhejiang Shin-Etsu High-Tech Chemical CO., Ltd.	1	N/A	N/A	N/A	N/A	N/A	N/A	N/A
Korea	Shin-Etsu Silicone Korea Co., Ltd.	1	N/A	N/A	N/A	N/A	N/A	N/A	N/A
Philippines	Shin-Etsu Magnetics Philippines, Inc.	1	0.00	0.00	0.00	0.00	0.00	0.00	0.69
Indonesia	P.T. Shin-Etsu Magnetics Indonesia	1	no data	no data	no data	no data	87.71	9.42	52.71
	Ohters	128	0.00	0.00	0.00	0.00	0.00	0.00	0.00
	Total	214	1,407.65	1,584.23	1,489.68	1,536.90	1,621.96	1,524.03	1,693.94

* 1) Data made the entry fields blank before incorporation.

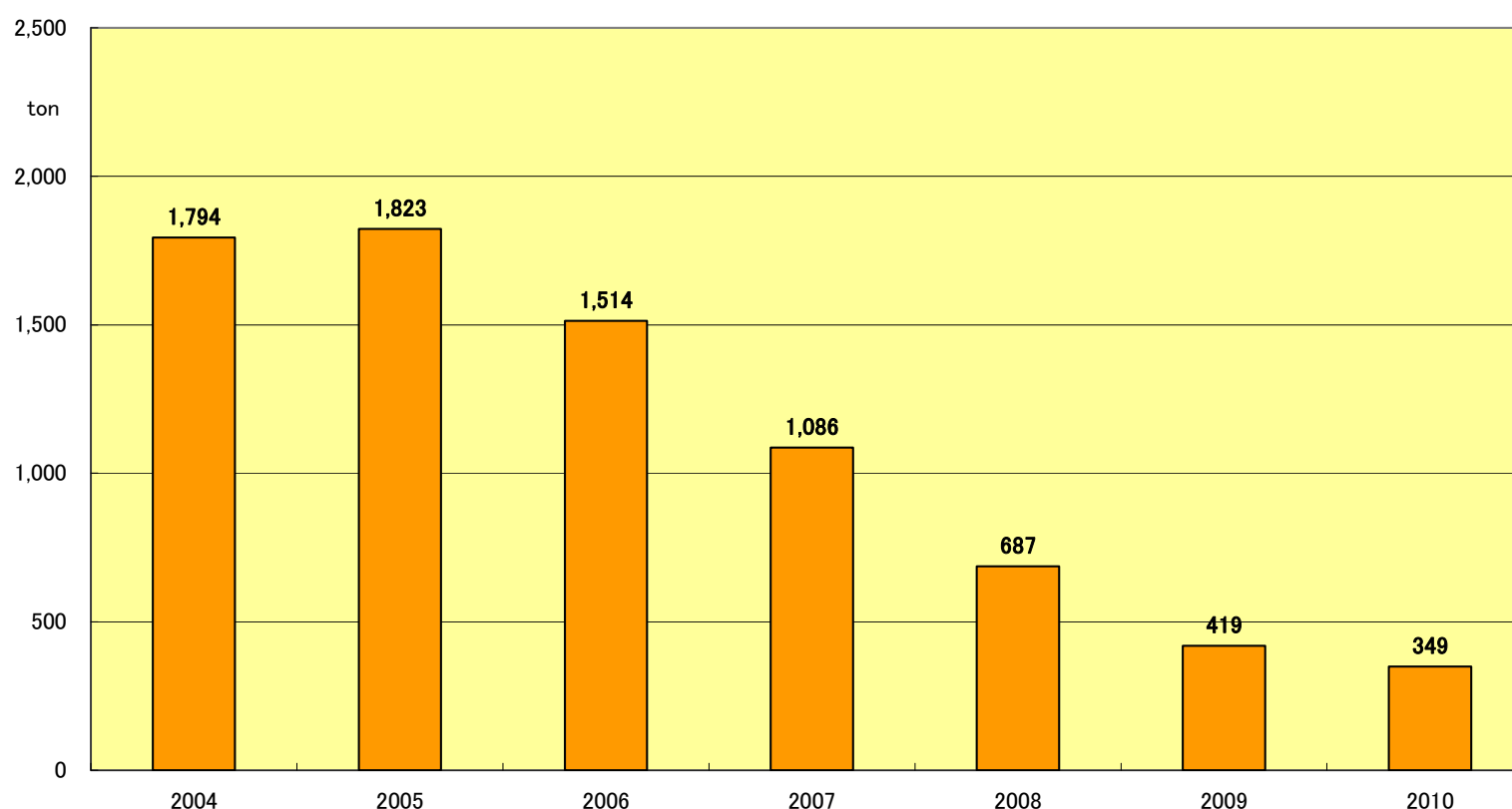
* 2) When there is no regulation value of a country or an area, it is indicated as "N/A".

* 3) In un-measuring and not reporting of measured value, it is indicated as "no data".

* 4) Shirakawa Plant of Shin-Etsu Handotai and Iwaki Semiconductor were not able to be totaled according to an earthquake disaster in this year.

The 2010 temporary data is using the number in 2009.

SOx Emissions



UNIT : ton

Country	Company Name	Foothold	2004	2005	2006	2007	2008	2009	2010
Japan	Shin-Etsu Chemical Co., Ltd.	16	1,347.70	1,238.50	940.00	679.17	216.79	28.45	42.00
Japan	Shin-Etsu Handotai Co., Ltd.	8	8.06	15.59	6.94	5.68	5.70	5.00	5.00
Japan	Naoetsu Electronics Co., Ltd.	3	no data	no data	no data	no data	no data	12.00	13.50
Japan	Nagano Electronics Industrial Co., Ltd.	2	0.20	0.18	0.16	0.16	0.26	0.19	0.22
Japan	JAPAN VAM & POVAL CO., LTD.	1	0.03	0.01	0.01	0.00	0.00	0.00	0.00
Japan	Nissin Chemical Industry Co., Ltd.	1	112.70	126.00	126.30	112.40	101.00	117.00	90.15
Japan	Shinano Electric Refining Co., Ltd.	1	0.20	0.22	0.13	0.15	0.23	0.14	0.16
Japan	Naoetsu Precision Co., Ltd.	3	9.50	7.60	6.30	no data	no data	no data	no data
Japan	Shin-Etsu Film Co., Ltd.	1	N/A	N/A	N/A	N/A	N/A	N/A	N/A
Japan	Shinbujiko Co., Ltd.	2	N/A	N/A	N/A	N/A	N/A	N/A	N/A
Japan	Shinkoh Mold Co., Ltd.	1	N/A	N/A	N/A	N/A	N/A	N/A	N/A
Japan	Saitama Shinkoh Mold Co., Ltd.	1	N/A	N/A	N/A	N/A	N/A	N/A	N/A
Japan	Shin-Etsu Quartz Products Co., Ltd.	7	N/A	N/A	N/A	N/A	N/A	N/A	N/A
Japan	Mimasu Semiconductor Industry Co., Ltd.	2	N/A	N/A	N/A	N/A	N/A	N/A	N/A
Japan	Kashima Vinyl Chloride Monomer Co., Ltd.	1	0.00	0.00	0.00	0.00	0.00	0.00	0.00
Japan	Kashin Chlorine & Alkali Co., Ltd.	1	0.00	0.00	0.00	0.00	0.00	0.00	0.00
Japan	TATSUNO CHEMICAL INDUSTRIES, INC	1	1.34	0.82	0.72	0.97	0.78	no data	no data
Japan	Iwaki Semiconductor Co., Ltd.	1	0.00	0.13	0.06	0.13	0.11	0.28	0.28
Japan	NIPPON PLASTIC INDUSTRY Co., Ltd.	2	N/A	N/A	N/A	N/A	N/A	N/A	N/A
U.S.A.	Shintech Inc.	3	6.01	6.27	6.19	1.29	2.30	4.27	4.16
U.S.A.	K-Bin Inc.	1	N/A	N/A	N/A	N/A	N/A	N/A	N/A
U.S.A.	Shin-Etsu Handotai America Ltd.	1	0.08	0.10	0.08	0.17	0.21	0.15	0.14
U.S.A.	Shin-Etsu Silicones of America, Inc.	2	no data	no data	no data	0.16	0.16	0.14	0.17
U.S.A.	Shincor Silicones, Inc.	1	N/A	N/A	N/A	N/A	N/A	N/A	N/A
The Netherlands	Shin-Etsu PVC B.V.	1	0.00	0.00	0.00	0.00	0.00	0.00	0.00
The Netherlands	Shin-Etsu Silicones Europe B.V.	1	N/A	N/A	N/A	N/A	N/A	N/A	N/A
Portugal	CIRES, S.A.	1	108.00	165.50	161.30	177.60	103.70	121.60	115.60
Portugal	PREVINIL, S.A.	1	N/A	N/A	N/A	N/A	N/A	N/A	N/A
Germany	SE Tylose GmbH & Co. KG	1	N/A	N/A	N/A	N/A	N/A	N/A	N/A
Spain	CYG, S.A.	1	N/A	N/A	N/A	N/A	N/A	N/A	N/A
United Kingdom	Shin-Etsu Handotai Europe Ltd	1	N/A	N/A	N/A	N/A	N/A	N/A	N/A
Australia	Simcoa Operations Pty. Ltd.	1	200.00	260.00	260.00	106.00	210.00	120.00	53.00
Malaysia	S.E.H. Malaysia Sdn. Bhd.	1	N/A	N/A	N/A	N/A	N/A	N/A	N/A
Malaysia	S.E.H. Shah Alam Sdn. Bhd.	1	N/A	N/A	N/A	N/A	N/A	N/A	N/A
Malaysia	Shin-Etsu (Malaysia) Sdn. Bhd.	1	N/A	N/A	N/A	N/A	N/A	N/A	N/A
Malaysia	Shin-Etsu Electronics (Malaysia) Sdn. Bhd.	1	N/A	N/A	N/A	N/A	N/A	N/A	N/A
Thailand	Shin-Etsu Silicones (Thailand) Limited	1	N/A	N/A	N/A	N/A	N/A	N/A	N/A
Thailand	Shin-Etsu Magnetics (Thailand) Ltd.	1					N/A	N/A	N/A
Thailand	Asia Silicones Monomer Ltd.	1		1.89	5.02	1.84	5.28	4.77	2.28
Taiwan	Shin-Etsu Handotai Taiwan Co., Ltd.	1	N/A	N/A	N/A	N/A	N/A	N/A	N/A
Taiwan	Shin-Etsu Silicone Taiwan Co., Ltd.	1	0.35	0.30	0.33	0.33	0.33	0.29	0.26
Taiwan	Shin-Etsu Opto Electronic Co., Ltd.	1	N/A	N/A	N/A	N/A	N/A	N/A	N/A
China	Shin-Etsu Technology (Suzhou) Co., Ltd.	1						N/A	N/A
China	Zhejiang Shin-Etsu High-Tech Chemical CO., Ltd.	1	N/A	N/A	N/A	N/A	N/A	N/A	N/A
Korea	Shin-Etsu Silicone Korea Co., Ltd.	1	N/A	N/A	N/A	N/A	N/A	N/A	N/A
Philippines	Shin-Etsu Magnetics Philippines, Inc.	1	N/A	N/A	N/A	N/A	N/A	N/A	N/A
Indonesia	P.T. Shin-Etsu Magnetics Indonesia	1	no data	no data	no data	no data	39.70	4.44	22.53
	Ohters	128	0.00	0.00	0.00	0.00	0.00	0.00	0.00
	Total	214	1,794.17	1,823.12	1,513.55	1,086.04	686.55	418.72	349.46

* 1) Data made the entry fields blank before incorporation.

* 2) When there is no regulation value of a country or an area, it is indicated as "N/A".

* 3) In un-measuring and not reporting of measured value, it is indicated as "no data".

* 4) Shirakawa Plant of Shin-Etsu Handotai and Iwaki Semiconductor were not able to be totaled according to an earthquake disaster in this year.

The 2010 temporary data is using the number in 2009.

Amount of Waste Generated

Item	Unit	2004	2005	2006	2007	2008	2009	2010
Mud	ton	72,342	75,447	80,068	69,916	85,340	90,363	110,971
Waste Oil	ton	13,378	13,713	13,350	14,783	14,703	13,186	16,389
Waste Acid	ton	23,818	23,397	25,324	24,210	26,538	23,750	13,214
Waste Alkaline	ton	895	957	927	1,104	1,565	2,396	1,292
Metal Scraps	ton	1,681	1,982	2,178	2,163	2,215	2,010	2,480
Glass Scraps	ton	720	736	962	720	532	467	714
Others	ton	50,899	59,554	62,565	69,238	61,318	37,945	39,235
Total	ton	163,657	175,720	185,331	182,047	192,256	170,061	184,268

Amount of Waste Recycled

Item	Unit	2004	2005	2006	2007	2008	2009	2010
Mud	ton	6,573	7,732	12,876	12,658	14,288	17,762	21,848
Waste Oil	ton	3,336	3,354	8,664	9,732	10,633	8,362	8,730
Waste Acid	ton	11,213	11,144	12,685	11,278	9,398	11,509	12,900
Waste Alkaline	ton	474	512	575	650	469	419	299
Metal Scraps	ton	1,677	1,978	2,127	2,144	2,197	1,989	2,467
Glass Scraps	ton	359	458	494	208	145	159	394
Others	ton	22,606	28,979	35,901	39,555	34,768	21,780	22,300
Total	ton	46,238	54,146	73,316	76,210	71,888	61,970	68,922

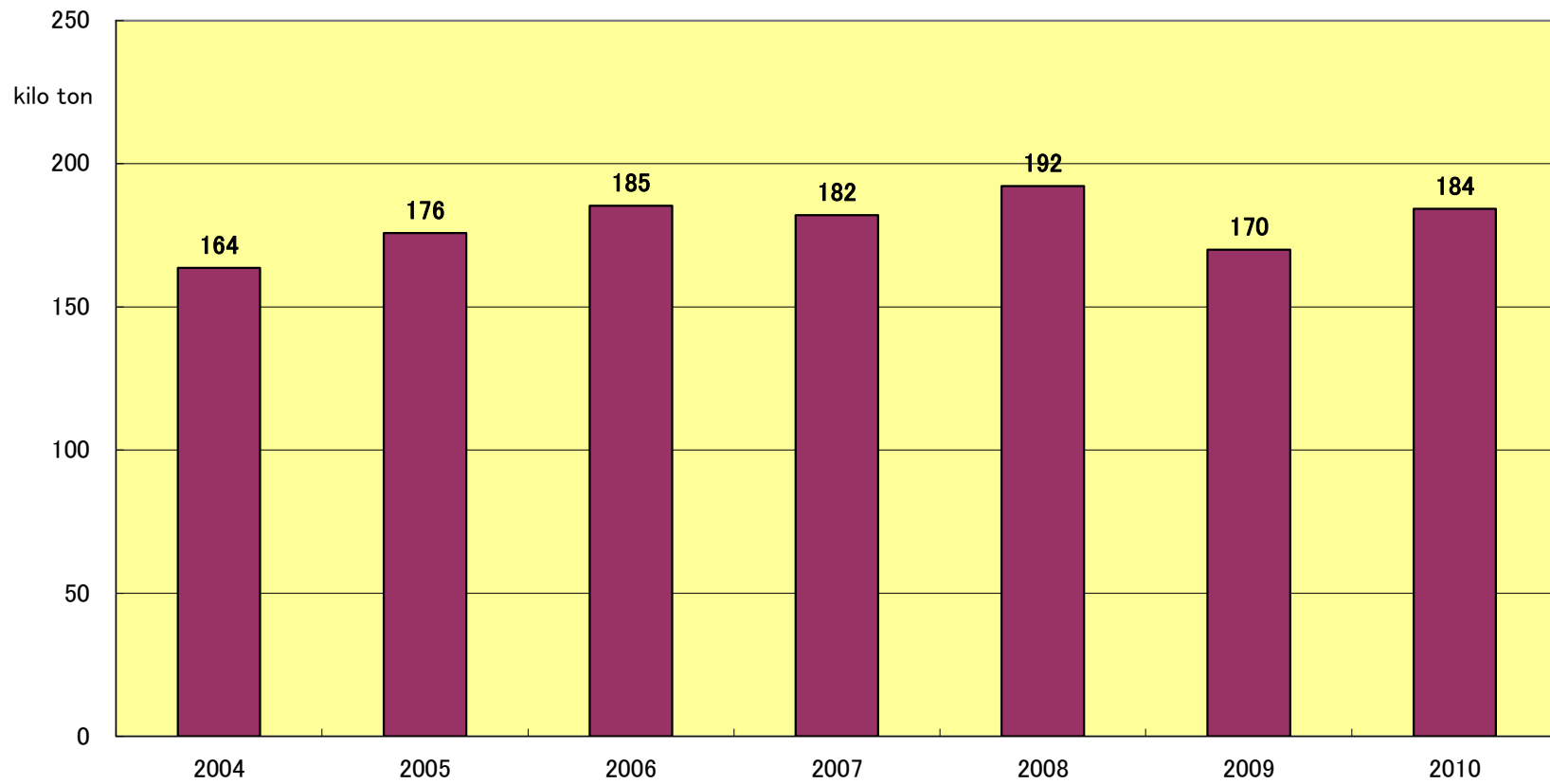
Amount of Waste for Landfill

Item	Unit	2004	2005	2006	2007	2008	2009	2010
Mud	ton	1,802	1,044	1,089	1,201	1,767	824	1,000
Waste Oil	ton	128	100	173	151	114	87	24
Waste Acid	ton	72	63	220	295	111	31	45
Waste Alkaline	ton	0	2	19	45	7	2	7
Metal Scraps	ton	4	2	50	19	16	21	12
Glass Scraps	ton	333	267	465	490	384	309	299
Others	ton	4,152	3,066	2,806	2,315	2,151	1,830	2,014
Total	ton	6,490	4,542	4,820	4,511	4,541	3,102	3,398

* 1) Since a standard is different in each country, this data is a total of Japan.

* 2) Shirakawa Plant of Shin-Etsu Handotai and Iwaki Semiconductor were not able to be totaled according to an earthquake disaster in 2011. The 2010 temporary data is using the number in 2009.

Amount of Waste Generated



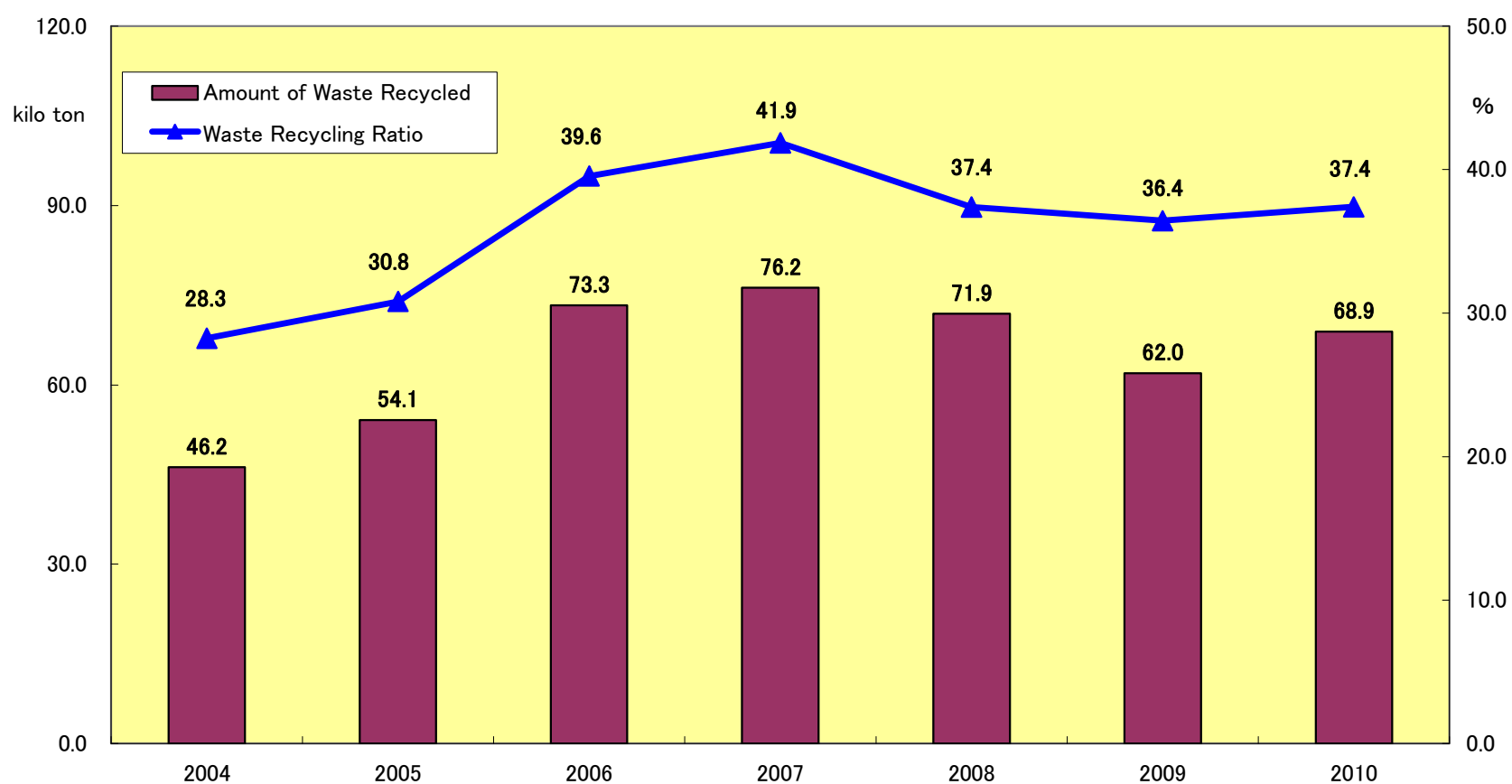
		UNIT : ton							
Country	Company Name	Foothold	2004	2005	2006	2007	2008	2009	2010
Japan	Shin-Etsu Chemical Co., Ltd.	16	112,443	115,718	120,720	109,776	126,897	127,627	140,362
Japan	Shin-Etsu Handotai Co., Ltd.	8	12,516	15,875	16,818	17,420	13,237	8,982	8,906
Japan	Naoetsu Electronics Co., Ltd.	3	4,021	4,103	4,532	4,562	4,900	5,098	7,203
Japan	Nagano Electronics Industrial Co., Ltd.	2	2,252	2,563	3,278	3,628	2,625	2,503	2,760
Japan	JAPAN VAM & POVAL CO., LTD.	1	20,305	23,305	22,320	25,364	23,639	7,496	7,300
Japan	Nissin Chemical Industry Co., Ltd.	1	2,037	2,261	2,536	4,363	5,178	4,824	4,419
Japan	Shinano Electric Refining Co., Ltd.	1	1,103	848	1,126	1,241	1,192	1,848	2,496
Japan	Naoetsu Precision Co., Ltd.	3	529	634	541	524	439	427	422
Japan	Shin-Etsu Film Co., Ltd.	1	326	356	530	581	648	490	627
Japan	Shinbujiko Co., Ltd.	2	240	266	218	204	221	130	97
Japan	Shinkoh Mold Co., Ltd.	1	no data	95	68	102	152	78	128
Japan	Saitama Shinkoh Mold Co., Ltd.	1	23	20	22	33	21	20	21
Japan	Shin-Etsu Quartz Products Co., Ltd.	7	1,094	1,205	1,480	1,065	735	652	1,111
Japan	Mimasu Semiconductor Industry Co., Ltd.	2	4,545	6,378	7,283	10,034	8,670	5,557	4,976
Japan	Kashima Vinyl Chloride Monomer Co., Ltd.	1	no data	no data	448	415	no data	330	327
Japan	Kashin Chlorine & Alkali Co., Ltd.	1	1,621	1,591	1,862	1,238	1,237	936	852
Japan	TATSUNO CHEMICAL INDUSTRIES, INC	1	74	70	78	53	32	36	34
Japan	Iwaki Semiconductor Co., Ltd.	1	195	70	250	177	164	128	128
Japan	NIPPON PLASTIC INDUSTRY Co., Ltd.	2	no data	no data	818	740	856	929	908
Japan	Ohters	88	332	363	404	528	1,413	1,972	1,191
Total		143	163,657	175,720	185,331	182,047	192,256	170,061	184,268

* 1) Since a standard is different in each country, this data is a total of Japan.

* 2) In un-measuring and not reporting of measured value, it is indicated as "no data".

* 3) Shirakawa Plant of Shin-Etsu Handotai and Iwaki Semiconductor were not able to be totaled according to an earthquake disaster in this year.
The 2010 temporary data is using the number in 2009.

Amount of Waste Recycled



UNIT : ton

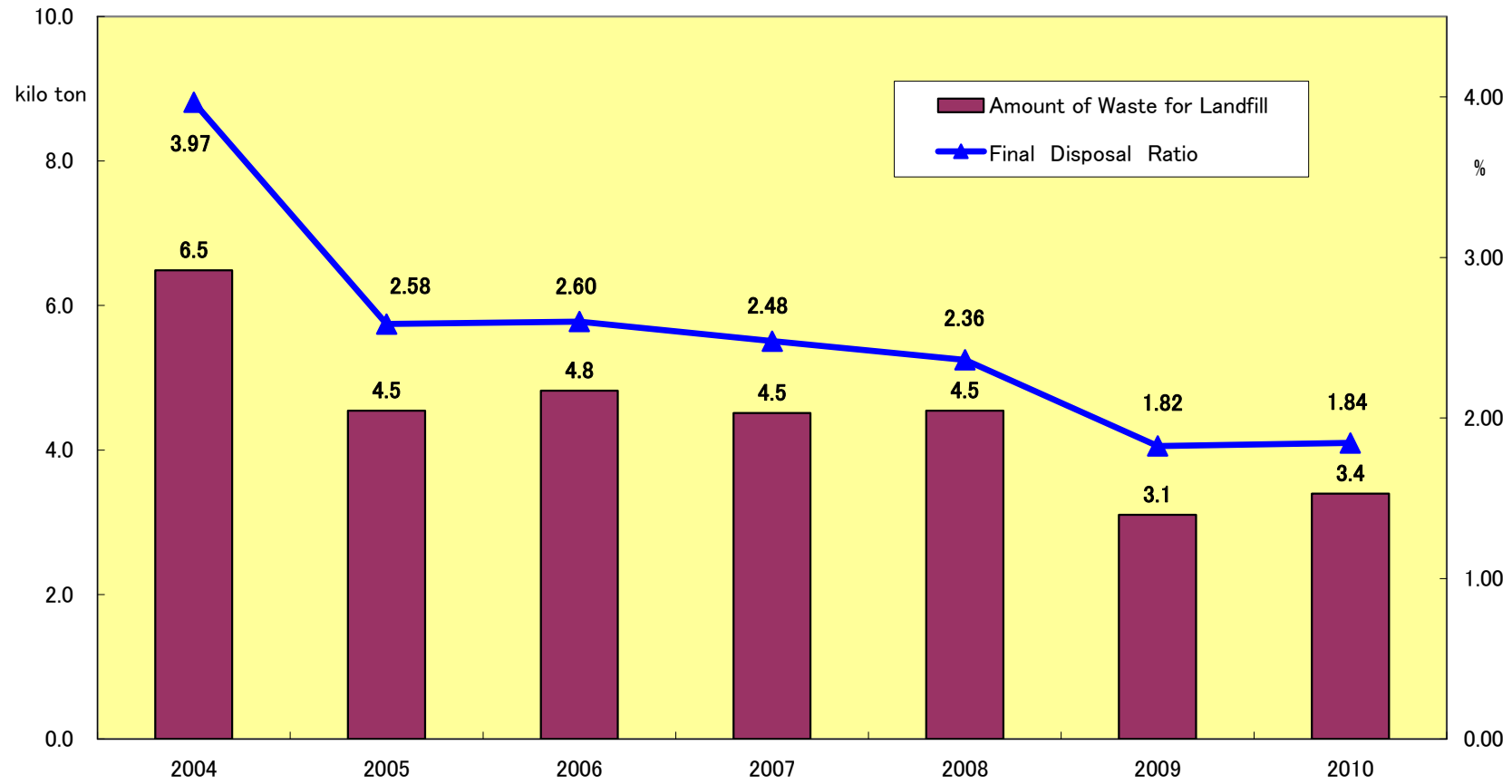
Country	Company Name	Foothold	2004	2005	2006	2007	2008	2009	2010
Japan	Shin-Etsu Chemical Co., Ltd.	16	22,289	23,294	35,799	34,384	33,438	37,465	44,422
Japan	Shin-Etsu Handotai Co., Ltd.	8	11,927	15,531	16,631	17,354	13,192	3,301	2,996
Japan	Naoetsu Electronics Co., Ltd.	3	3,834	3,850	3,835	3,637	4,321	4,678	6,331
Japan	Nagano Electronics Industrial Co., Ltd.	2	1,135	1,700	2,579	3,144	2,197	1,841	2,232
Japan	JAPAN VAM & POVAL CO., LTD.	1	35	178	246	418	399	388	368
Japan	Nissin Chemical Industry Co., Ltd.	1	874	1,691	1,830	2,816	4,453	2,407	1,767
Japan	Shinano Electric Refining Co., Ltd.	1	813	594	789	966	1,043	1,666	2,337
Japan	Naoetsu Precision Co., Ltd.	3	430	550	492	473	410	400	394
Japan	Shin-Etsu Film Co., Ltd.	1	314	342	527	575	646	490	625
Japan	Shinbujiko Co., Ltd.	2	108	52	98	76	117	61	20
Japan	Shinkoh Mold Co., Ltd.	1	no data	88	60	95	135	67	117
Japan	Saitama Shinkoh Mold Co., Ltd.	1	0	0	0	0	0	0	0
Japan	Shin-Etsu Quartz Products Co., Ltd.	7	580	861	820	507	220	278	600
Japan	Mimasu Semiconductor Industry Co., Ltd.	2	2,163	3,761	6,510	9,300	8,322	5,380	3,833
Japan	Kashima Vinyl Chloride Monomer Co., Ltd.	1	no data	no data	384	340	no data	no data	305
Japan	Kashin Chlorine & Alkali Co., Ltd.	1	1,536	1,485	1,804	1,238	1,110	749	746
Japan	TATSUNO CHEMICAL INDUSTRIES, INC	1	74	70	78	53	32	36	34
Japan	Iwaki Semiconductor Co., Ltd.	1	26	19	38	41	31	39	39
Japan	NIPPON PLASTIC INDUSTRY Co., Ltd.	2	no data	no data	720	685	790	893	865
Japan	Others	88	100	80	75	108	1,031	1,830	891
	Total	143	46,238	54,146	73,316	76,210	71,888	61,970	68,922

* 1) Since a standard is different in each country, this data is a total of Japan.

* 2) In un-measuring and not reporting of measured value, it is indicated as "no data".

* 3) Shirakawa Plant of Shin-Etsu Handotai and Iwaki Semiconductor were not able to be totaled according to an earthquake disaster in this year.
The 2010 temporary data is using the number in 2009.

Amount of Waste for Landfill



Unit : ton

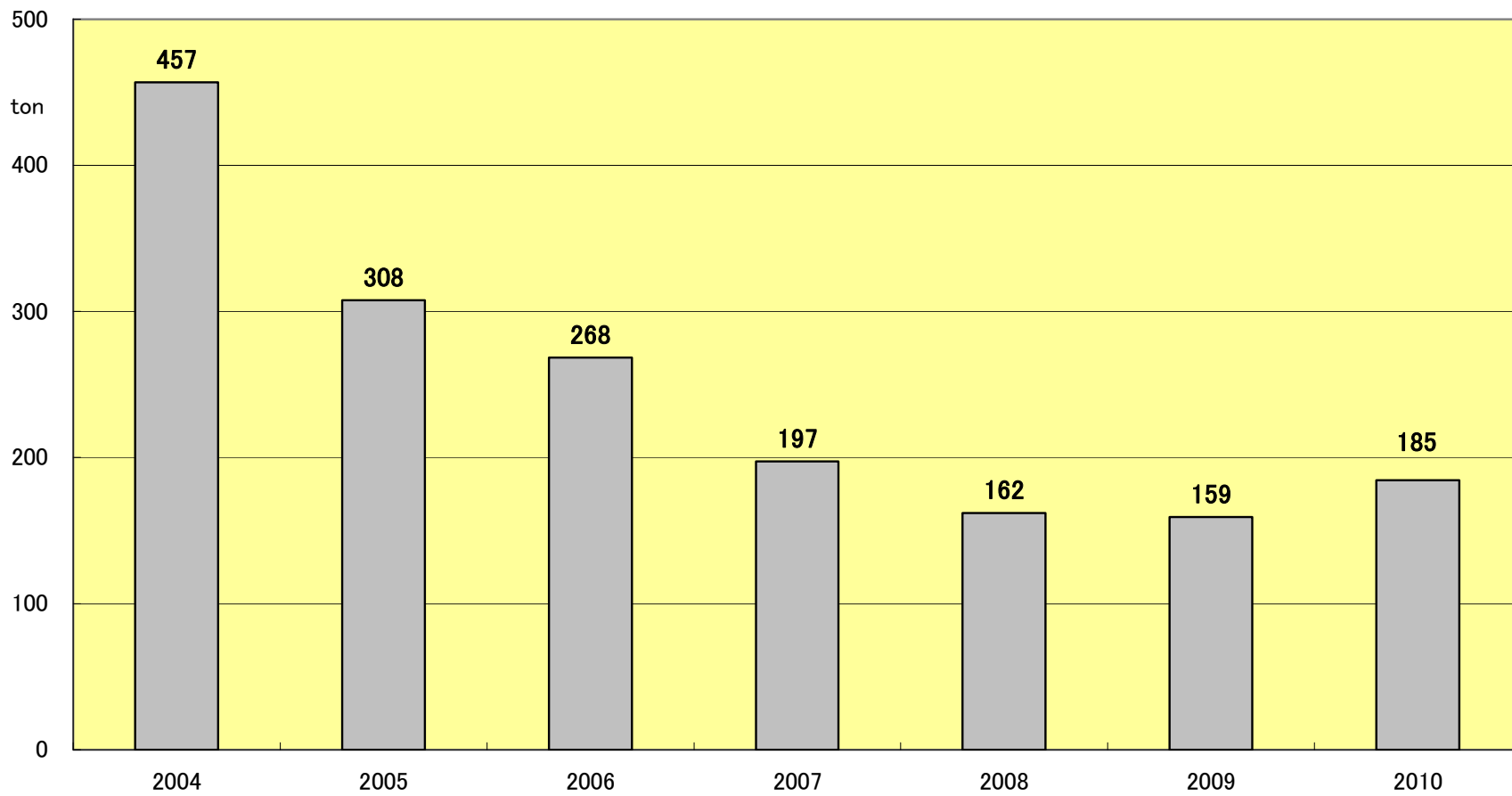
Country	Company Name	Foothold	2004	2005	2006	2007	2008	2009	2010
Japan	Shin-Etsu Chemical Co., Ltd.	16	3,029	2,379	2,039	1,992	2,733	1,547	1,531
Japan	Shin-Etsu Handotai Co., Ltd.	8	101	2	6	1	1	27	21
Japan	Naoetsu Electronics Co., Ltd.	3	53	50	357	344	65	420	872
Japan	Nagano Electronics Industrial Co., Ltd.	2	547	324	132	6	6	61	10
Japan	JAPAN VAM & POVAL CO., LTD.	1	679	136	102	62	75	47	136
Japan	Nissin Chemical Industry Co., Ltd.	1	565	338	413	524	410	36	31
Japan	Shinano Electric Refining Co., Ltd.	1	90	84	51	53	33	32	27
Japan	Naoetsu Precision Co., Ltd.	3	99	84	49	51	29	27	28
Japan	Shin-Etsu Film Co., Ltd.	1	12	14	3	6	2	0	2
Japan	Shinbujiko Co., Ltd.	2	43	85	39	45	26	15	13
Japan	Shinkoh Mold Co., Ltd.	1	no data	8	8	8	17	11	10
Japan	Saitama Shinkoh Mold Co., Ltd.	1	23	20	22	33	21	20	21
Japan	Shin-Etsu Quartz Products Co., Ltd.	7	449	262	584	533	289	310	329
Japan	Mimasu Semiconductor Industry Co., Ltd.	2	539	536	89	299	228	177	37
Japan	Kashima Vinyl Chloride Monomer Co., Ltd.	1	no data	no data	54	75	no data	no data	22
Japan	Kashin Chlorine & Alkali Co., Ltd.	1	176	123	81	10	160	195	106
Japan	TATSUNO CHEMICAL INDUSTRIES, INC	1	0	0	0	0	0	0	0
Japan	Iwaki Semiconductor Co., Ltd.	1	0	0	0	0	0	0	0
Japan	NIPPON PLASTIC INDUSTRY Co., Ltd.	2	no data	no data	98	55	65	36	43
Japan	Others	88	84	97	693	416	381	142	158
Total		143	6,490	4,542	4,820	4,511	4,541	3,102	3,398

* 1) Since a standard is different in each country, this data is a total of Japan.

* 2) In un-measuring and not reporting of measured value, it is indicated as "no data".

* 3) Shirakawa Plant of Shin-Etsu Handotai and Iwaki Semiconductor were not able to be totaled according to an earthquake disaster in this year.
The 2010 temporary data is using the number in 2009.

PRTR System Total Emissions



UNIT : ton

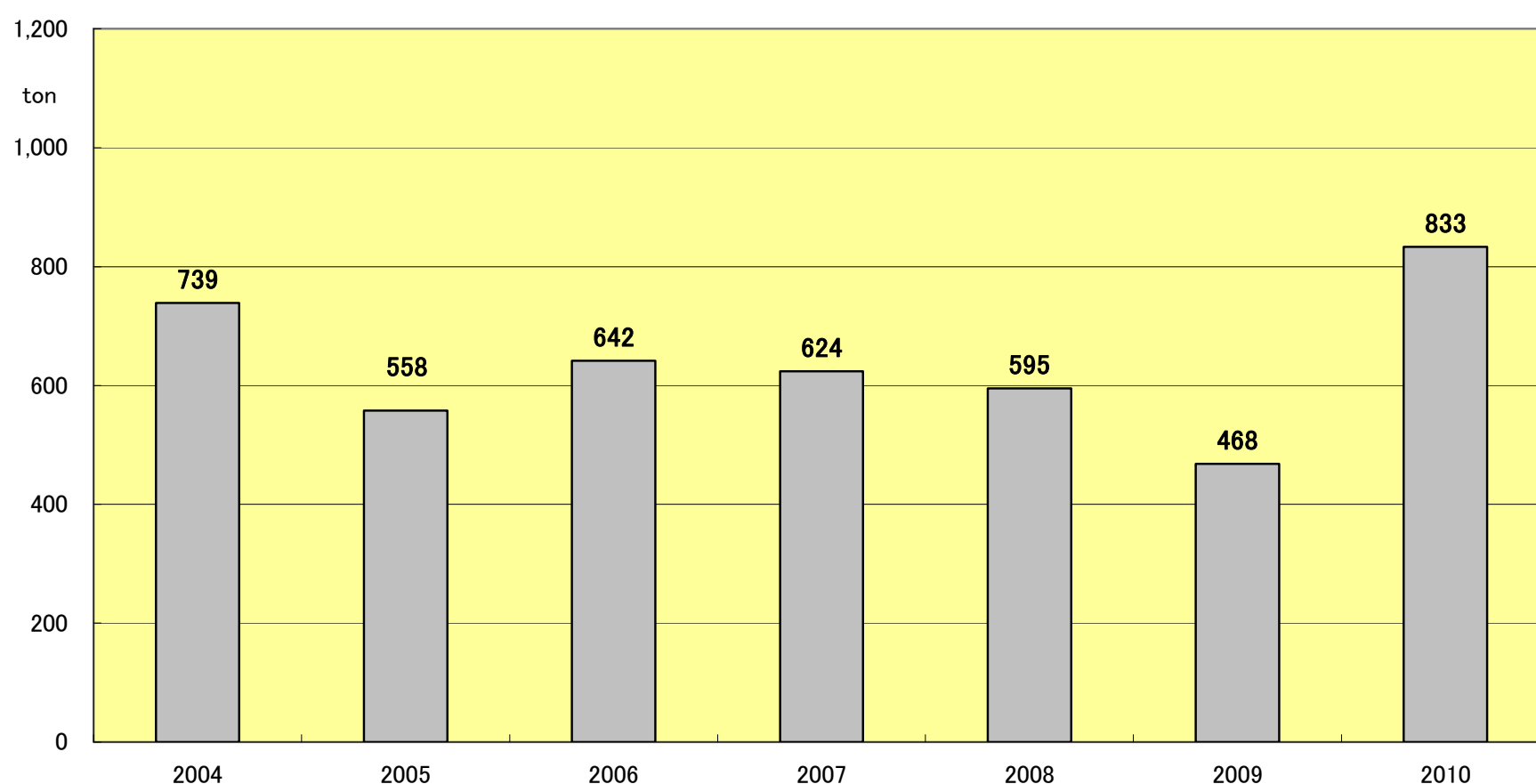
Country	Company Name	Foothold	2004	2005	2006	2007	2008	2009	2010
Japan	Shin-Etsu Chemical Co., Ltd.	16	422.89	278.35	243.97	176.76	144.65	146.99	171.88
Japan	Shin-Etsu Handotai Co., Ltd.	8	3.12	2.43	2.31	2.40	2.05	1.02	2.28
Japan	Naoetsu Electronics Co., Ltd.	3	1.04	2.01	2.95	2.44	0.79	0.16	0.18
Japan	Nagano Electronics Industrial Co., Ltd.	2	0.99	0.98	1.00	0.67	0.59	0.29	0.00
Japan	JAPAN VAM & POVAL CO., LTD.	1	6.90	3.28	3.60	2.07	2.07	0.29	0.30
Japan	Nissin Chemical Industry Co., Ltd.	1	3.10	3.10	2.90	2.30	2.10	2.10	1.70
Japan	Shinano Electric Refining Co., Ltd.	1	5.47	5.49	1.59	1.21	1.08	1.01	1.14
Japan	Naoetsu Precision Co., Ltd.	3	no data	no data	no data	no data	no data	no data	no data
Japan	Shin-Etsu Film Co., Ltd.	1	0.00	0.00	0.00	0.00	0.00	0.00	0.00
Japan	Shinbujiko Co., Ltd.	2	0.00	0.00	0.00	0.00	0.00	0.00	0.00
Japan	Shinkoh Mold Co., Ltd.	1	no data	no data	no data	no data	no data	no data	no data
Japan	Saitama Shinkoh Mold Co., Ltd.	1	0.00	0.00	0.00	0.00	0.00	0.00	0.00
Japan	Shin-Etsu Quartz Products Co., Ltd.	7	0.91	0.88	0.78	0.89	0.67	0.75	0.82
Japan	Mimasu Semiconductor Industry Co., Ltd.	2	11.92	10.90	9.02	8.52	7.92	6.62	6.02
Japan	Kashima Vinyl Chloride Monomer Co., Ltd.	1	no data	no data	no data	no data	no data	no data	no data
Japan	Kashin Chlorine & Alkali Co., Ltd.	1	no data	no data	no data	no data	no data	no data	no data
Japan	TATSUNO CHEMICAL INDUSTRIES, INC.	1	no data	no data	no data	no data	no data	no data	no data
Japan	Iwaki Semiconductor Co., Ltd.	1	no data	no data	no data	no data	no data	no data	no data
Japan	NIPPON PLASTIC INDUSTRY Co., Ltd.	2	no data	no data	no data	no data	no data	no data	no data
Japan	Others	88	0.21	0.25	0.23	0.19	0.12	0.10	0.14
Total		143	456.55	307.66	268.34	197.45	162.04	159.34	184.46

* 1) Since a standard is different in each country, this data is a total of Japan.

* 2) In un-measuring and not reporting of measured value, it is indicated as "no data".

* 3) Shirakawa Plant of Shin-Etsu Handotai was not able to be totaled according to an earthquake disaster.

PRTR System Total Transferred



UNIT : ton

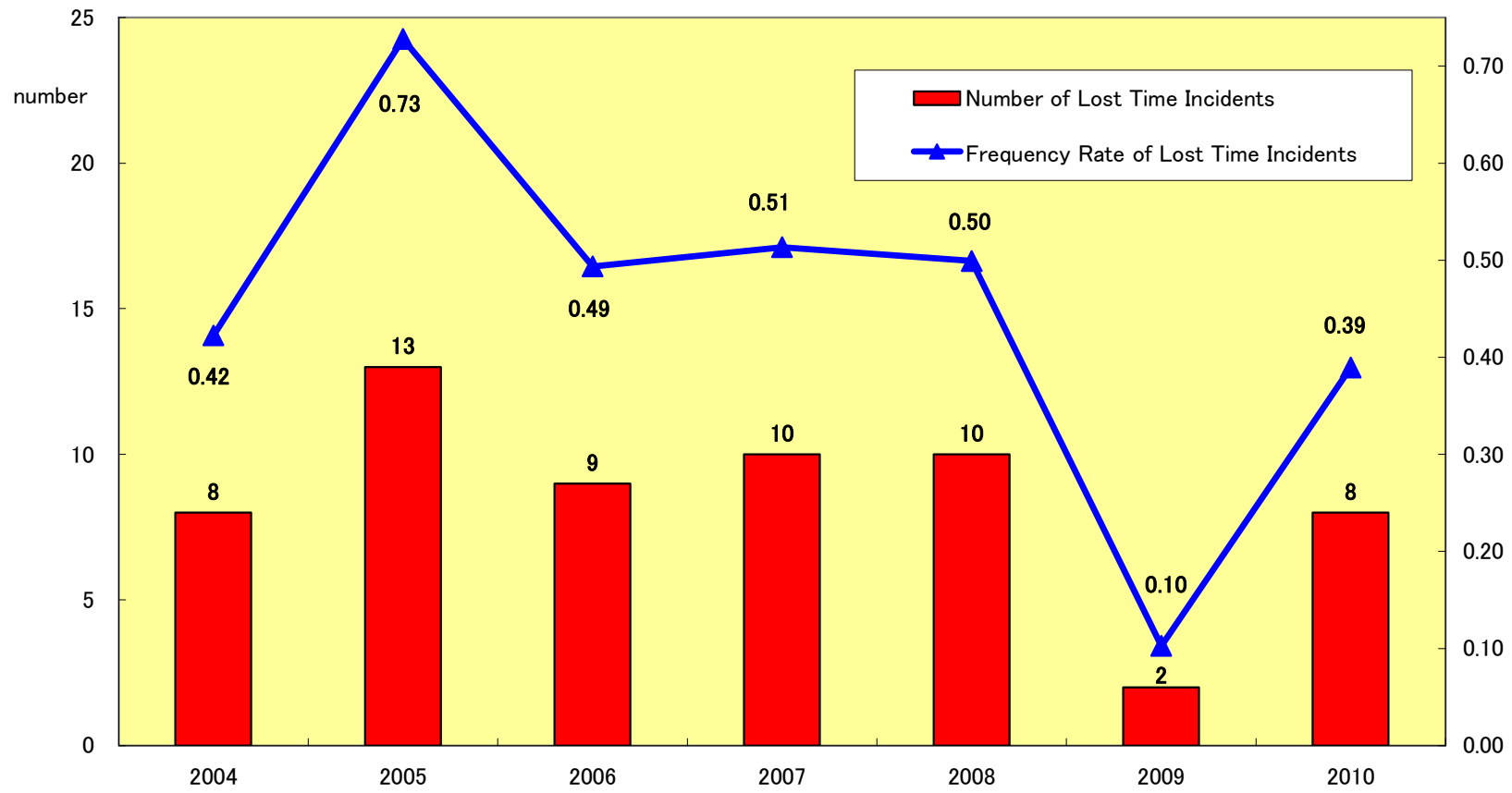
Country	Company Name	Foothold	2004	2005	2006	2007	2008	2009	2010
Japan	Shin-Etsu Chemical Co., Ltd.	16	491.72	350.81	390.18	409.13	406.58	313.55	639.72
Japan	Shin-Etsu Handotai Co., Ltd.	8	48.28	48.19	47.56	57.82	47.02	44.02	36.45
Japan	Naoetsu Electronics Co., Ltd.	3	2.27	2.68	3.65	2.85	0.87	0.00	0.00
Japan	Nagano Electronics Industrial Co., Ltd.	2	30.52	26.78	40.15	33.67	23.63	33.67	43.45
Japan	JAPAN VAM & POVAL CO., LTD.	1	43.00	33.80	44.60	22.50	33.70	17.90	41.34
Japan	Nissin Chemical Industry Co., Ltd.	1	2.30	1.20	1.90	1.50	13.70	13.80	8.80
Japan	Shinano Electric Refining Co., Ltd.	1	3.03	3.03	1.00	1.29	0.77	0.59	0.90
Japan	Naoetsu Precision Co., Ltd.	3	no data	no data	no data	no data	no data	no data	no data
Japan	Shin-Etsu Film Co., Ltd.	1	0.00	0.00	0.00	0.00	0.00	0.00	0.00
Japan	Shinbujiko Co., Ltd.	2	0.00	0.00	0.00	0.00	0.00	0.00	0.00
Japan	Shinkoh Mold Co., Ltd.	1	no data	no data	no data	no data	no data	no data	no data
Japan	Saitama Shinkoh Mold Co., Ltd.	1	0.00	0.00	0.00	0.00	0.00	0.00	0.00
Japan	Shin-Etsu Quartz Products Co., Ltd.	7	16.61	13.67	16.38	17.61	16.46	9.56	22.72
Japan	Mimasu Semiconductor Industry Co., Ltd.	2	97.36	70.38	88.50	71.40	46.82	32.65	34.52
Japan	Kashima Vinyl Chloride Monomer Co., Ltd.	1	no data	no data	no data	no data	no data	no data	no data
Japan	Kashin Chlorine & Alkali Co., Ltd.	1	no data	no data	no data	no data	no data	no data	no data
Japan	TATSUNO CHEMICAL INDUSTRIES, INC.	1	no data	no data	no data	no data	no data	no data	no data
Japan	Iwaki Semiconductor Co., Ltd.	1	no data	no data	no data	no data	no data	no data	no data
Japan	NIPPON PLASTIC INDUSTRY Co., Ltd.	2	no data	no data	no data	no data	no data	no data	no data
Japan	Others	88	3.50	7.16	7.92	6.03	5.57	2.40	5.28
Total		143	738.59	557.69	641.83	623.79	595.12	468.14	833.18

* 1) Since a standard is different in each country, this data is a total of Japan.

* 2) In un-measuring and not reporting of measured value, it is indicated as "no data".

* 3) Shirakawa Plant of Shin-Etsu Handotai was not able to be totaled according to an earthquake disaster.

Number of Lost Time Incidents



UNIT : Number

Country	Company Name	Foothold	2004	2005	2006	2007	2008	2009	2010
Japan	Shin-Etsu Chemical Co., Ltd.	16	0	4	3	2	3	2	2
Japan	Shin-Etsu Handotai Co., Ltd.	8	0	1	0	0	1	0	0
Japan	Naoetsu Electronics Co., Ltd.	3	0	1	0	0	1	0	0
Japan	Nagano Electronics Industrial Co., Ltd.	2	0	0	0	0	0	0	0
Japan	JAPAN VAM & POVAL CO., LTD.	1	0	0	0	0	0	0	0
Japan	Nissin Chemical Industry Co., Ltd.	1	0	1	0	0	0	0	0
Japan	Shinano Electric Refining Co., Ltd.	1	1	0	1	1	1	0	0
Japan	Naoetsu Precision Co., Ltd.	3	0	0	0	0	0	0	0
Japan	Shin-Etsu Film Co., Ltd.	1	0	0	0	0	0	0	0
Japan	Shinbujiko Co., Ltd.	2	0	0	0	0	0	0	0
Japan	Shinkoh Mold Co., Ltd.	1	0	0	0	0	0	0	0
Japan	Saitama Shinkoh Mold Co., Ltd.	1	0	0	0	0	0	0	0
Japan	Shin-Etsu Quartz Products Co., Ltd.	7	4	4	0	0	0	0	1
Japan	Mimasu Semiconductor Industry Co., Ltd.	2	1	0	0	0	0	0	1
Japan	Kashima Vinyl Chloride Monomer Co., Ltd.	1	0	0	1	0	0	0	0
Japan	Kashin Chlorine & Alkali Co., Ltd.	1	1	0	0	0	0	0	0
Japan	TATSUNO CHEMICAL INDUSTRIES, INC	1	0	0	0	0	0	0	1
Japan	Iwaki Semiconductor Co., Ltd.	1	0	0	0	0	0	0	0
Japan	NIPPON PLASTIC INDUSTRY Co., Ltd.	2	0	1	3	2	2	0	0
Japan	Others	88	1	1	1	5	2	0	3
Total		143	8	13	9	10	10	2	8

* 1) Since a standard is different in each country, this data is a total of Japan.

* 2) Shirakawa Plant of Shin-Etsu Handotai and Iwaki Semiconductor were not able to be totaled according to an earthquake disaster in this year.
The 2010 temporary data is using the number in 2009.